




ANNUAL REPORT

October 31, 2009



MUTUAL FUNDS

Van Kampen
Trust for Investment
Grade Municipals (VGM)

Privacy Notice information on the back.



Welcome, Shareholder

In this report, you'll learn about how your investment in Van Kampen Van Kampen Trust for Investment Grade Municipals performed during the annual period. The portfolio management team will provide an overview of the market conditions and discuss some of the factors that affected investment performance during the reporting period. In addition, this report includes the trust's financial statements and a list of trust investments as of October 31, 2009.

Market forecasts provided in this report may not necessarily come to pass. There is no assurance that the trust will achieve its investment objective. Trusts are subject to market risk, which is the possibility that the market values of securities owned by the trust will decline and that the value of the trust shares may therefore be less than what you paid for them. Accordingly, you can lose money investing in this trust.

Income may subject certain individuals to the federal Alternative Minimum Tax (AMT).

NOT FDIC INSURED	OFFER NO BANK GUARANTEE	MAY LOSE VALUE
NOT INSURED BY ANY FEDERAL GOVERNMENT AGENCY		NOT A DEPOSIT

Performance Summary as of 10/31/09 (Unaudited)

Trust for Investment Grade Municipals

Symbol: VGM

Average Annual Total Returns	Based on NAV	Based on Market Price
Since Inception (1/24/92)	6.55%	6.50%
10-year	5.72	7.08
5-year	1.69	4.10
1-year	34.01	44.66

Performance data quoted represents past performance, which is no guarantee of future results, and current performance may be lower or higher than the figures shown. For the most recent month-end performance figures, please visit vankampen.com or speak with your financial adviser. Investment returns, net asset value (NAV) and common share market price will fluctuate and trust shares, when sold, may be worth more or less than their original cost.

NAV per share is determined by dividing the value of the trust's portfolio securities, cash and other assets, less all liabilities and preferred shares, by the total number of common shares outstanding. The common share market price is the price the market is willing to pay for shares of the trust at a given time. Common share market price is influenced by a range of factors, including supply and demand and market conditions. Total return assumes an investment at the beginning of the period, reinvestment of all distributions for the period in accordance with the trust's dividend reinvestment plan, and sale of all shares at the end of the period. The Trust's adviser has waived or reimbursed fees and expenses from time to time; absent such waivers/reimbursements the trust's returns would have been lower. Periods of less than a year are not annualized.

The Lehman Brothers Municipal Bond Index, which has been shown in the Trust's previous shareholder reports, changed its name to Barclays Capital Municipal Bond Index as of November 3, 2008. The Barclays Capital Municipal Bond Index is generally representative of investment-grade, tax exempt bonds. The Index is unmanaged and its returns do not include any sales charges or fees. Such costs would lower performance. It is not possible to invest directly in an index.

Trust Report

For the 12-month period ended October 31, 2009

Market Conditions

The municipal bond market made a dramatic turnaround during the 12-month reporting period. Following the fourth quarter of 2008, one of the worst quarters on record for the municipal bond market and broad financial markets alike, the outlook for the economy and the markets gradually began to improve. Although the economy overall remained weak, certain economic indicators stabilized in early 2009, indicating that perhaps the contraction in growth might be slowing. At the same time, the various policies enacted by the federal government to provide liquidity and ease the stress on the financial system appeared to be taking hold as credit conditions became more favorable. Investors, encouraged by these improvements, began to take on more risk, sparking a rebound in market performance. Ongoing positive news on the corporate, banking and economic fronts in the ensuing months helped to sustain the rally throughout the remainder of the reporting period.

Renewed investor risk appetite led the higher-yielding, lower quality sector of the municipal market to outperform the investment-grade sector over the past several months, a dramatic reversal from the latter months of 2008. As a result, the high yield segment of the market slightly outperformed the investment grade segment for the overall 12-month reporting period, with the Barclays Capital High Yield Municipal Bond Index returning 14.53 percent versus 13.60 percent for the Barclays Capital Municipal Bond Index. Additionally, long-maturity bonds dramatically outperformed for the period, with the long end of the municipal yield curve outperforming the 10-year segment by approximately 800 basis points.

After experiencing net outflows for much of 2008, municipal bond funds enjoyed net inflows of approximately \$60 billion year-to-date. Total new issue supply declined by 3 percent year-over-year to \$332 billion. Issuance of taxable Build America Bonds has been displacing that of traditional tax-exempt municipal bonds. As a result, the supply of tax-exempt issues declined by 11 percent year-over-year to \$265 billion as of the end of October 2009.

Performance Analysis

The Trust's return can be calculated based upon either the market price or the net asset value (NAV) of its shares. NAV per share is determined by dividing the value of the Trust's portfolio securities, cash and other assets, less all liabilities and preferred shares, by the total number of common shares outstanding, while market price reflects the supply and demand for the shares. As a result, the two returns can differ, as they did during the reporting period. On both an NAV basis and a market price basis, the Trust outperformed the Barclays Capital Municipal Bond Index (the "Index").

Total return for the 12-month period ended October 31, 2009

Based on NAV	Based on Market Price	Barclays Capital Municipal Bond Index
34.01%	44.66%	13.60%

Performance data quoted represents past performance, which is no guarantee of future results, and current performance may be lower or higher than the figures shown. Investment return, net asset value and common share market price will fluctuate and Trust shares, when sold, may be worth more or less than their original cost. See Performance Summary for additional performance information and index definition.

The Trust's performance relative to the Index for the reporting period was primarily attributable to the following factors:

- An overweight in **lower quality bonds**, particularly A and BBB rated issues, helped performance as these bonds have performed well, recovering from the extremely risk-averse environment of late 2008. Many of these holdings are in the health care and industrial development revenue/pollution control revenue (IDR/PCR) sectors.
- A position in **non-rated bonds**, which are not represented in the Index, was additive to returns as spreads on these issues have tightened considerably from the historically wide levels reached last year.
- With regard to the Trust's **yield-curve positioning**, an overweight on the longer end of the curve was advantageous as longer maturity issues significantly outperformed shorter maturity issues for the reporting period.
- The Trust's **housing bonds**, which had an average credit rating of AA, and **tobacco bonds** also enhanced relative returns as strong demand drove prices in these sectors higher.
- However, the Trust's exposure to **pre-refunded bonds** held back relative performance as these high quality, short maturity issues underperformed for the period.

The Trust's Board of Trustees has approved a procedure whereby the Trust may, when appropriate, repurchase its shares in the open market or in privately negotiated transactions at a price not above market value or NAV, whichever is lower at the time of purchase. This may help support the market value of the Trust's shares.

Market Outlook

While certain economic indicators are showing some stabilization, the outlook for the economy is uncertain particularly due to continued job market deterioration. In the near term, we expect somewhat volatile markets as investors develop a clearer view of economic fundamentals in the U.S. and abroad. Amid this uncertainty, we do not expect any move towards tighter monetary policy over the next several months. Longer term, we expect to see credit quality improve as the economy rebounds, leading to further credit spread tightening. However, now that municipal bond prices have returned to levels more reflective of historical averages, going forward we do not expect to see the same level of returns the municipal market has experienced year-to-date.

There is no guarantee that any sectors mentioned will continue to perform as discussed herein or that securities in such sectors will be held by the Trust in the future.

Ratings Allocations as of 10/31/09 (Unaudited)

AAA/Aaa	25.0%
AA/Aa	23.3
A/A	27.3
BBB/Baa	13.9
BB/Ba	0.9
B/B	0.1
Non-Rated	9.5

Top Five Sectors as of 10/31/09 (Unaudited)

Hospital	20.9%
General Purpose	7.8
Public Education	7.3
Airports	6.3
Master Tobacco Settlement	5.5

Summary of Investments by State Classification as of 10/31/09 (Unaudited)

Florida	17.5%
California	10.6
Texas	9.5
New York	7.5
Illinois	6.7
Ohio	5.6
New Jersey	3.7
South Carolina	2.8
Michigan	2.7
North Carolina	2.6
Arizona	2.5
Georgia	2.0
Massachusetts	2.0
Colorado	1.7
Nevada	1.7
Missouri	1.6
Wisconsin	1.4
District of Columbia	1.4
Tennessee	1.4
Indiana	1.4
Washington	1.3
Kansas	1.0
Kentucky	0.9
Iowa	0.9
Connecticut	0.9
Alabama	0.9
Pennsylvania	0.8
Maryland	0.8
Louisiana	0.8
Minnesota	0.8
Puerto Rico	0.4
Oklahoma	0.4
Alaska	0.4
West Virginia	0.4
Virginia	0.3

(continued on next page)

Summary of Investments by State Classification as of 10/31/09 (Unaudited)

(continued from previous page)

New Hampshire	0.3%
Idaho	0.3
South Dakota	0.3
Rhode Island	0.3
Wyoming	0.3
New Mexico	0.3
Nebraska	0.2
U.S. Virgin Islands	0.2
Oregon	0.2
Utah	0.2
North Dakota	0.1
Guam	<u>0.0*</u>
Total Investments	100.0%

* Amount is less than 0.1%

Subject to change daily. Provided for informational purposes only and should not be deemed as a recommendation to buy or sell the securities mentioned or securities in the sectors shown above. Ratings allocation and summary of investments by state classification are as a percentage of total investments. Sectors are as a percentage of long-term investments. Securities are classified by sectors that represent broad groupings of related industries. Van Kampen is a wholly owned subsidiary of a global securities firm which is engaged in a wide range of financial services including, for example, securities trading and brokerage activities, investment banking, research and analysis, financing and financial advisory services. Rating allocations based upon ratings as issued by Standard and Poor's and Moody's, respectively.

Portfolio Management

Van Kampen Trust for Investment Grade Municipals is managed by members of the Adviser's Municipal Fixed Income team. The Municipal Fixed Income team consists of portfolio managers and analysts. The current members of the team jointly and primarily responsible for the day-to-day management of the Trust's portfolio are Thomas Byron, an Executive Director of the Adviser, Robert J. Stryker, an Executive Director of the Adviser, and Robert W. Wimmel, an Executive Director of the Adviser.

Mr. Byron has been associated with the Adviser in an investment management capacity since 1981 and began managing the Trust in January 1997. Mr. Stryker has been associated with the Adviser in an investment management capacity since 1994 and began managing the Trust in December 2009. Mr. Wimmel has been associated with the Adviser in an investment management capacity since 1996 and began managing the Trust in November 2001. All team members are responsible for the execution of the overall strategy of the Trust's portfolio. The composition of the team may change from time to time.

Derivatives Policy

The Trust has amended and restated its policy on derivatives to permit it to invest in the derivative investments discussed below.

The Trust may use derivative instruments for a variety of purposes, including hedging, risk management, portfolio management or to earn income. Derivatives are financial instruments whose value is based on the value of another underlying asset, interest rate, index or financial instrument. A derivative instrument often has risks similar to its underlying instrument and may have additional risks, including imperfect correlation between the value of the derivative and the underlying instrument, risks of default by the other party to certain transactions, magnification of losses incurred due to changes in the market value of the securities, instruments, indices or interest rates to which they relate, and risks that the transactions may not be liquid. The use of derivatives involves risks that are different from, and possibly greater than, the risks associated with other portfolio investments. Derivatives may involve the use of highly specialized instruments that require investment techniques and risk analyses different from those associated with other portfolio investments. Certain derivative transactions may give rise to a form of leverage. Leverage associated with derivative transactions may cause the Trust to liquidate portfolio positions when it may not be advantageous to do so to satisfy its obligations or to meet earmarking or segregation requirements, pursuant to applicable SEC rules and regulations, or may cause the Trust to be more volatile than if the Trust had not been leveraged. Although the Investment Adviser seeks to use derivatives to further the Trust's investment objective, there is no assurance that the use of derivatives will achieve this result.

Following is a description of the derivative instruments and techniques that the Trust may use and their associated risks:

Futures. A futures contract is a standardized agreement between two parties to buy or sell a specific quantity of an underlying instrument at a specific price at a specific future time. The value of a futures contract tends to increase and decrease in tandem with the value of the underlying instrument. Futures contracts are bilateral agreements, with both the purchaser and the seller equally obligated to complete the transaction. Depending on the terms of the particular contract, futures contracts are settled through either physical delivery of the underlying instrument on the settlement date or by payment of a cash settlement amount on the settlement date. A decision as to whether, when and how to use futures involves the exercise of skill and judgment and even a well conceived futures transaction may be unsuccessful because of market behavior or unexpected events. In addition to the derivatives risks discussed above, the prices of futures can be highly volatile, using futures can lower total return, and the potential loss from futures can exceed the Trust's initial investment in such contracts.

Swaps. A swap contract is an agreement between two parties pursuant to which the parties exchange payments at specified dates on the basis of a specified notional amount, with the payments calculated by reference to specified securities, indexes, reference rates, currencies or other instruments. Most swap agreements provide that when the period payment dates for both parties are the same, the payments are made on a net basis (i.e., the two payment streams are netted out, with only the net amount paid by one party to the other). The Trust's obligations or rights under a swap contract entered into on a net basis will generally be equal only to the net amount to be paid or received under the agreement, based on the relative values of the positions held by each counterparty. Swap agreements are not entered into or traded on exchanges and there is no central clearing or guaranty function for swaps. Therefore, swaps are subject to credit risk or the risk of default or non-performance by the counterparty. Swaps could result in losses if interest rate or credit quality changes are not correctly anticipated by the Trust or if the reference index, security or investments do not perform as expected.

Inverse Floaters. Inverse floating rate obligations are obligations which pay interest at rates that vary inversely with changes in market rates of interest. Because the interest rate paid to holders of such obligations is generally determined by subtracting a variable or floating rate from a predetermined amount, the interest rate paid to holders of such obligations will decrease as such variable or floating rate increases and increase as such variable or floating rate decreases. Like most other fixed-income securities, the value of inverse floaters will decrease as interest rates increase. They are more volatile, however, than most other fixed-income securities because the coupon rate on an inverse floater typically changes at a multiple of the change in the relevant index rate. Thus, any rise in the index rate (as a consequence of an increase in interest rates) causes a correspondingly greater drop in the coupon rate of an inverse floater while a drop in the index rate causes a correspondingly greater increase in the coupon of an inverse floater. Some inverse floaters may also increase or decrease substantially because of changes in the rate of prepayments.

Inverse Floating Rate Municipal Obligations. The inverse floating rate municipal obligations in which the Trust may invest include derivative instruments such as

residual interest bonds (“RIBs”) or tender option bonds (“TOBs”). Such instruments are typically created by a special purpose trust that holds long-term fixed rate bonds and sells two classes of beneficial interests: short-term floating rate interests, which are sold to third party investors, and inverse floating residual interests, which are purchased by the Trust. The short-term floating rate interests have first priority on the cash flow from the bond held by the special purpose trust and the Trust is paid the residual cash flow from the bond held by the special purpose trust.

Inverse floating rate investments are variable debt instruments that pay interest at rates that move in the opposite direction of prevailing interest rates. Inverse floating rate investments tend to underperform the market for fixed rate bonds in a rising interest rate environment, but tend to outperform the market for fixed rate bonds when interest rates decline or remain relatively stable. Inverse floating rate investments have varying degrees of liquidity.

The Trust generally invests in inverse floating rate investments that include embedded leverage, thus exposing the Trust to greater risks and increased costs. The market value of a “leveraged” inverse floating rate investment generally will fluctuate in response to changes in market rates of interest to a greater extent than the value of an unleveraged investment. The extent of increases and decreases in the value of inverse floating rate investments generally will be larger than changes in an equal principal amount of a fixed rate security having similar credit quality, redemption provisions and maturity, which may cause the Trust’s net asset value to be more volatile than if it had not invested in inverse floating rate investments.

In certain instances, the short-term floating rate interests created by the trust may not be able to be sold to third parties or, in the case of holders tendering (or putting) such interests for repayment of principal, may not be able to be remarketed to third parties. In such cases, the trust holding the long-term fixed rate bonds may be collapsed. In the case of floaters created by the Trust, the Trust will then be required to repay the principal amount of the tendered securities. During times of market volatility, illiquidity or uncertainty, the Trust could be required to sell other portfolio holdings at a disadvantageous time to raise cash to meet that obligation.

For More Information About Portfolio Holdings

Each Van Kampen trust provides a complete schedule of portfolio holdings in its semiannual and annual reports within 60 days of the end of the trust's second and fourth fiscal quarters. The semiannual reports and the annual reports are filed electronically with the Securities and Exchange Commission (SEC) on Form N-CSRS and Form N-CSR, respectively. Van Kampen also delivers the semiannual and annual reports to fund shareholders, and makes these reports available on its public Web site, www.vankampen.com. In addition to the semiannual and annual reports that Van Kampen delivers to shareholders and makes available through the Van Kampen public Web site, each fund files a complete schedule of portfolio holdings with the SEC for the trust's first and third fiscal quarters on Form N-Q. Van Kampen does not deliver the reports for the first and third fiscal quarters to shareholders, nor are the reports posted to the Van Kampen public Web site. You may, however, obtain the Form N-Q filings (as well as the Form N-CSR and N-CSRS filings) by accessing the SEC's Web site, <http://www.sec.gov>. You may also review and copy them at the SEC's Public Reference Room in Washington, D.C. Information on the operation of the SEC's Public Reference Room may be obtained by calling the SEC at (800) SEC-0330. You can also request copies of these materials, upon payment of a duplicating fee, by electronic request at the SEC's e-mail address (publicinfo@sec.gov) or by writing the Public Reference section of the SEC, Washington, DC 20549-1520.

You may obtain copies of a trust's fiscal quarter filings by contacting Van Kampen Client Relations at (800) 341-2929.

Proxy Voting Policy and Procedures and Proxy Voting Record

You may obtain a copy of the Trust's Proxy Voting Policy and Procedures without charge, upon request, by calling toll free (800) 341-2929 or by visiting our Web site at www.vankampen.com. It is also available on the Securities and Exchange Commission's Web site at <http://www.sec.gov>.

You may obtain information regarding how the Trust voted proxies relating to portfolio securities during the most recent twelve-month period ended June 30 without charge by visiting our Web site at www.vankampen.com. This information is also available on the Securities and Exchange Commission's Web site at <http://www.sec.gov>.

Investment Advisory Agreement Approval

Both the Investment Company Act of 1940 and the terms of the Fund's investment advisory agreement require that the investment advisory agreement between the Fund and its investment adviser be approved annually both by a majority of the Board of Trustees and by a majority of the independent trustees voting separately.

At meetings held on April 17, 2009 and May 20-21, 2009, the Board of Trustees, and the independent trustees voting separately, considered and ultimately determined that the terms of the investment advisory agreement are fair and reasonable and approved the continuance of the investment advisory agreement as being in the best interests of the Fund and its shareholders. In making its determination, the Board of Trustees considered materials that were specifically prepared by the investment adviser at the request of the Board and Fund counsel, and by an independent provider of investment company data contracted to assist the Board, relating to the investment advisory agreement review process. The Board also considered information received periodically about the portfolio, performance, the investment strategy, portfolio management team and fees and expenses of the Fund. Finally, the Board considered materials it had received in approving an acquisition by the Fund of another fund that was completed in 2007, materials it had received in connection with fee waivers currently in place for the Fund and materials it had received in connection with the share repurchase program currently in place for the Fund. The Board of Trustees considered the investment advisory agreement over a period of several months and the trustees held sessions both with the investment adviser and separate from the investment adviser in reviewing and considering the investment advisory agreement.

In approving the investment advisory agreement, the Board of Trustees considered, among other things, the nature, extent and quality of the services provided by the investment adviser, the performance, fees and expenses of the Fund compared to other similar funds and other products, the investment adviser's expenses in providing the services and the profitability of the investment adviser and its affiliated companies. The Board of Trustees considered the extent to which any economies of scale experienced by the investment adviser are shared with the Fund's shareholders, and the propriety of breakpoints in the Fund's investment advisory fee schedule. The Board of Trustees considered comparative advisory fees of the Fund and other investment companies and/or other products at different asset levels, and considered the trends in the industry. The Board of Trustees evaluated other benefits the investment adviser and its affiliates derive from their relationship with the Fund. The Board of Trustees reviewed information about the foregoing factors and considered changes, if any, in such information since its previous approval. The Board of Trustees discussed the financial strength of the investment adviser and its affiliated companies and the capability of the personnel of the investment adviser, and specifically the strength and background of its portfolio management personnel. The Board of Trustees reviewed the statutory and regulatory requirements for approval and disclosure of investment advisory agreements. The Board of Trustees, including the independent trustees, evaluated all of the foregoing and does not believe any single factor or group of factors control or dominate the review process, and, after

considering all factors together, has determined, in the exercise of its business judgment, that approval of the investment advisory agreement is in the best interests of the Fund and its shareholders. The following summary provides more detail on certain matters considered but does not detail all matters considered.

Nature, Extent and Quality of the Services Provided. On a regular basis, the Board of Trustees considers the roles and responsibilities of the investment adviser as a whole and those specific to portfolio management, support and trading functions servicing the Fund. The trustees discuss with the investment adviser the resources available and used in managing the Fund and changes made in the Fund's portfolio management team and the Fund's portfolio management strategy over time. The trustees also discuss certain other services which are provided on a cost-reimbursement basis by the investment adviser or its affiliates to the Van Kampen funds including certain accounting, administrative and legal services. The Board has determined that the nature, extent and quality of the services provided by the investment adviser support its decision to approve the investment advisory agreement.

Performance, Fees and Expenses of the Fund. On a regular basis, the Board of Trustees reviews the performance, fees and expenses of the Fund compared to its peers and to appropriate benchmarks. In addition, the Board spends more focused time on the performance of the Fund and other funds in the Van Kampen complex, paying specific attention to underperforming funds. The trustees discuss with the investment adviser the performance goals and the actual results achieved in managing the Fund. When considering a fund's performance, the trustees and the investment adviser place emphasis on trends and longer-term returns (focusing on one-year, three-year and five-year performance with special attention to three-year performance) and, when a fund's weighted performance is under the fund's benchmark or peers, they discuss the causes and where necessary seek to make specific changes to investment strategy or investment personnel. The Fund discloses more information about its performance elsewhere in this report. The trustees discuss with the investment adviser the level of advisory fees for this Fund relative to comparable funds and other products advised by the adviser and others in the marketplace. The trustees review not only the advisory fees but other fees and expenses (whether paid to the adviser, its affiliates or others) and the Fund's overall expense ratio. The Board has determined that the performance, fees and expenses of the Fund support its decision to approve the investment advisory agreement.

Investment Adviser's Expenses in Providing the Service and Profitability. At least annually, the trustees review the investment adviser's expenses in providing services to the Fund and other funds advised by the investment adviser and the profitability of the investment adviser. These profitability reports are put together by the investment adviser with the oversight of the Board. The trustees discuss with the investment adviser its revenues and expenses, including, among other things, revenues for advisory services, portfolio management-related expenses, revenue sharing arrangement costs and allocated expenses both on an aggregate basis and per fund. The Board has determined that the analysis of the investment adviser's

expenses and profitability support its decision to approve the investment advisory agreement.

Economies of Scale. On a regular basis, the Board of Trustees considers the size of the Fund and how that relates to the Fund's expense ratio and particularly the Fund's advisory fee rate. In conjunction with its review of the investment adviser's profitability, the trustees discuss with the investment adviser how more (or less) assets can affect the efficiency or effectiveness of managing the Fund's portfolio and whether the advisory fee level is appropriate relative to current asset levels and/or whether the advisory fee structure reflects economies of scale as asset levels change. The Board has determined that its review of the actual and potential economies of scale of the Fund support its decision to approve the investment advisory agreement.

Other Benefits of the Relationship. On a regular basis, the Board of Trustees considers other benefits to the investment adviser and its affiliates derived from the investment adviser's relationship with the Fund and other funds advised by the investment adviser. These benefits include, among other things, fees for transfer agency services provided to the funds, in certain cases research received by the adviser generated from commission dollars spent on funds' portfolio trading, and in certain cases distribution or service related fees related to funds' sales. The trustees review with the investment adviser each of these arrangements and the reasonableness of its costs relative to the services performed. The Board has determined that the other benefits received by the investment adviser or its affiliates support its decision to approve the investment advisory agreement.

Van Kampen Trust for Investment Grade Municipals

Portfolio of Investments ■ October 31, 2009

Par Amount (000)	Description	Coupon	Maturity	Value
	Municipal Bonds 172.5%			
	Alabama 1.5%			
\$ 3,660	Alabama St Brd Ed Rev & Impt Southn Univ St Cmnty Rfdg (NATL Insd)	5.250%	07/01/20	\$ 3,871,475
3,225	Bessemer, AL Governmental Util Svc Corp Wtr Supply Rev Rfdg, Ser A (AGL Insd) (a)	5.000	06/01/39	3,260,588
2,000	Healthcare Auth For Baptist Hlth AL, Ser A (b)	6.125	11/15/36	2,106,400
2,525	Huntsville Redstone Vlg, AL Spl Care Fac Fin Auth Redstone Vlg Proj	5.500	01/01/43	<u>1,850,497</u>
				<u>11,088,960</u>
	Alaska 0.7%			
1,575	Matanuska-Susitna Boro, AK Ctf Partn Pub Safety Bldg Lease (FSA Insd)	5.750	03/01/16	1,599,538
5,300	Northern Tob Sec Corp Rev Bkd, Ser A	5.000	06/01/46	<u>3,521,850</u>
				<u>5,121,388</u>
	Arizona 4.4%			
2,560	Arizona St Trans Brd Hwy Rev, Ser B	5.000	07/01/25	2,767,283
3,835	Arizona St Trans Brd Hwy Rev, Ser B (a)	5.000	07/01/26	4,135,281
3,825	Glendale, AZ Indl Dev Auth John C Lincoln Hlth Rfdg, Ser B	5.000	12/01/37	3,442,117
3,000	Goodyear, AZ McDowell Rd Coml Corridor Impt Dist Impt (AMBAC Insd)	5.250	01/01/32	2,893,200
3,330	Maricopa Cnty, AZ Indl Dev Auth Hlth Fac Rev Catholic Hlthcare West, Ser C (b)	5.000	07/01/38	3,522,707
1,825	Maricopa Cnty, AZ Pollutn Ctl Corp Pollutn Ctl Rev Rfdg AZ Pub Svc Co, Ser B (b)	5.500	05/01/29	1,900,172
900	Navajo Cnty, AZ Pollutn Ctl Corp Rev, Ser C (b)	5.500	06/01/34	930,969
1,035	Navajo Cnty, AZ Pollutn Ctl Corp Rev, Ser E (b)	5.750	06/01/34	1,059,861
3,400	Pima Cnty, AZ Indl Dev Auth Wtr & Wastewtr Rev Global Wtr Resh LLC Proj (AMT)	6.550	12/01/37	3,186,752
3,145	Salt River Proj AZ Agric Impt & Pwr Dist Elec Sys Rev, Ser A (a)	5.000	01/01/28	3,360,590
5,535	University of AZ Med Ctr Corp	5.000	07/01/35	<u>5,057,108</u>
				<u>32,256,040</u>
	California 18.3%			
1,300	Anaheim, CA Pub Fin Auth Lease Rev Pub Impt Proj, Ser C (FSA Insd)	6.000	09/01/16	1,434,706
4,500	Bay Area Toll Auth CA Toll Brdg Rev San Francisco Bay Area, Ser F1	5.000	04/01/39	4,574,025
1,500	Bay Area Toll Auth CA Toll Brdg Rev San Francisco Bay Area, Ser F1 (a)	5.000	04/01/39	1,524,675
1,250	Beverly Hills, CA Uni Sch Dist Cap Apprec 2008 Election	*	08/01/28	483,475
1,000	California Cnty, CA Tob Agy Tob Sec Sonoma Cnty Corp Rfdg	5.250	06/01/45	678,950
1,500	California Hlth Fac Fin Auth Rev Catholic Hlthcare West, Ser A	6.000	07/01/34	1,582,005

Van Kampen Trust for Investment Grade Municipals

Portfolio of Investments ■ October 31, 2009 *continued*

Par Amount (000)	Description	Coupon	Maturity	Value
California (Continued)				
\$ 3,000	California Hsg Fin Agy Rev Home Mtg, Ser G (AMT) (a)	4.950%	08/01/23	\$ 2,811,735
2,000	California Hsg Fin Agy Rev Home Mtg, Ser G (AMT) (a)	5.050	02/01/29	1,812,160
7,300	California Hsg Fin Agy Rev Home Mtg, Ser I (AMT) (a)	4.800	08/01/36	6,073,819
4,800	California Hsg Fin Agy Rev Home Mortgage, Ser K (AMT) (a)	5.300	08/01/23	4,671,720
5,500	California Hsg Fin Agy Rev Home Mortgage, Ser K (AMT) (a)	5.450	08/01/28	5,257,010
1,500	California Pollutn Ctl Fin Auth Solid Waste Disp Waste Mgmt Inc Proj, Ser B (AMT)	5.000	07/01/27	1,419,045
695	California St (AMBAC Insd)	5.125	10/01/27	694,958
1,000	California St Dept Wtr Res Cent VY Proj Rev Wtr Sys, Ser X (NATL Insd) (Prerefunded @ 12/01/12)	5.000	12/01/29	1,022,571
1,500	California St Dept Wtr Res Wtr Cent Vy Proj, Ser AE (a)	5.000	12/01/25	1,630,200
1,500	California St Dept Wtr Res Wtr Cent Vy Proj, Ser AE (a)	5.000	12/01/26	1,633,755
875	California St Dept Wtr Res Wtr Cent Vy Proj, Ser AE (a)	5.000	12/01/27	942,314
1,175	California St Dept Wtr Res Wtr Cent Vy Proj, Ser AE (a)	5.000	12/01/28	1,286,184
1,500	California St Dept Wtr Res Wtr Cent Vy Proj, Ser AE (a)	5.000	12/01/29	1,613,138
2,900	California St Econ Recovery Rfdg, Ser A	5.250	07/01/21	3,024,758
5,000	California St Univ Rev & Co Systemwide, Ser A (AMBAC Insd)	5.000	11/01/33	5,009,650
1,800	California St Var Purp	5.750	04/01/31	1,852,650
4,000	California St Vet, Ser CD (AMT)	4.600	12/01/32	3,278,960
1,500	California Statewide Cmnty Dev Auth Rev Front Porch Cmnty & Svc, Ser A (c)	5.125	04/01/37	1,237,530
2,700	California Statewide Cmnty Dev Auth Rev Hlth Fac Adventist Hlth, Ser A	5.000	03/01/30	2,580,309
2,525	California Statewide Cmnty Dev Auth Rev Hlth Fac Adventist Hlth, Ser A	5.000	03/01/35	2,330,651
2,000	California Statewide Cmnty Dev Auth Rev Kaiser Permanente, Ser A	5.000	04/01/19	2,112,980
3,360	California Statewide Cmnty Dev Auth Rev Sutter Hlth, Ser A	5.000	11/15/43	3,099,230
595	Daly City, CA Hsg Dev Fin Agy Mobile Home Pk Rev Third Tier Franciscan Rfdg, Ser C	6.500	12/15/47	498,039
1,750	Florin, CA Res Conserv Dist Cap Impt Elk Grove Wtr Svc, Ser A (NATL Insd)	5.000	09/01/33	1,570,257
3,000	Florin, CA Res Conserv Dist Cap Impt Elk Grove Wtr Svc, Ser B (NATL Insd)	5.000	03/01/33	2,694,960

See Notes to Financial Statements

Van Kampen Trust for Investment Grade Municipals

Portfolio of Investments ■ October 31, 2009 *continued*

Par Amount (000)	Description	Coupon	Maturity	Value
California (Continued)				
\$ 2,000	Foothill/Eastern Corridor Agy CA Toll Rd Rev Cap Apprec Rfdg (NATL Insd)	*	01/15/17	\$ 1,239,380
10,750	Foothill/Eastern Corridor Agy CA Toll Rd Rev Sr Lien, Ser A (d)	*	01/01/23	6,202,427
3,000	Fremont, CA Uni Sch Dist, Ser A (NATL Insd)	5.000%	08/01/25	3,031,440
3,165	Golden St Tob Sec Corp CA Tob Settlement Rev Asset Bkd Sr, Ser A-1	4.500	06/01/27	2,743,359
9,515	Golden St Tob Sec Corp CA Tob Settlement Rev Asset Bkd Sr, Ser A-1	5.750	06/01/47	7,030,443
4,000	Golden St Tob Sec Corp CA Tob Settlement Rev Enhanced, Ser A	5.000	06/01/45	3,445,640
1,000	Hesperia, CA Pub Fin Auth Rev Redev & Hsg Proj, Ser A (Syncora Gtd)	5.000	09/01/37	803,700
1,800	Los Angeles, CA Uni Sch Dist, Ser D	5.000	07/01/22	1,931,868
2,500	Metropolitan Wtr Dist Southn CA Wtrwks Rev Auth, Ser A	5.000	01/01/34	2,580,575
1,500	Metropolitan Wtr Dist Southn CA Wtrwks Rev Auth, Ser B1 (NATL Insd)	5.000	10/01/33	1,524,735
275	Morongo Band of Mission Indians CA Enterprise Rev Indians Enterprise Casino, Ser B (c)	5.500	03/01/18	255,049
3,500	Palm Springs, CA Fin Auth Lease Rev Convention Ctr Proj, Ser A (NATL Insd)	5.500	11/01/35	3,508,050
2,280	Quechan Indian Tribe Ft Yuma Indian Reservation CA & Govt Proj.	7.000	12/01/27	1,790,074
2,400	Rancho Mirage, CA Jt Pwr Fin Auth Rev Eisenhower Med Ctr, Ser A	5.000	07/01/47	2,165,448
1,850	San Francisco, CA City & Cnty Arprt Commn Intl Arprt Rfdg 2nd, Ser A-4 (AMT) (b)	6.500	05/01/19	1,997,574
1,000	Santa Clara Cnty, CA Brd Ed Ctf Partn Rfdg (NATL Insd)	5.000	04/01/25	1,002,140
3,000	Temecula, CA Redev Agy Tax Temecula Redev Proj No 1 (NATL Insd)	5.250	08/01/36	2,738,970
4,700	Tobacco Sec Auth Northn CA Tob Settlement Rev, Ser A-1	5.375	06/01/38	3,694,247
3,550	Tobacco Sec Auth Northn CA Tob Settlement Rev, Ser A-1	5.500	06/01/45	2,514,607
3,800	Tobacco Sec Auth Southn CA Tob Settlement, Ser A-1	5.000	06/01/37	2,861,894
9,650	Tobacco Sec Auth Southn CA Tob Settlement, Ser A-1	5.125	06/01/46	6,393,994
1,600	Turlock, CA Hlth Fac Rev Emanuel Med Ctr Inc	5.375	10/15/34	1,353,120
3,250	Vernon, CA Elec Sys Rev, Ser A	5.125	08/01/21	3,343,763
				<u>134,588,916</u>

Van Kampen Trust for Investment Grade Municipals

Portfolio of Investments ■ October 31, 2009 *continued*

Par Amount (000)	Description	Coupon	Maturity	Value
Colorado 2.9%				
\$ 2,000	Aurora, CO Ctf Partn (AMBAC Insd) (Prerefunded @ 12/01/10)	5.500%	12/01/30	\$ 2,109,480
3,405	Colorado Ed & Cultural Fac Auth Rev Impt Charter Sch Rfdg (Syncora Gtd)	5.250	12/01/23	3,425,975
800	Colorado Hlth Fac Auth Hlth & Residential Care Fac Volunteers of Amer Care, Ser A	5.250	07/01/27	639,224
600	Colorado Hlth Fac Auth Hlth & Residential Care Fac Volunteers of Amer Care, Ser A	5.300	07/01/37	436,572
7,300	Colorado Hlth Fac Auth Rev Catholic Hlth, Ser 2999 (FSA Insd) (a)	5.000	09/01/36	7,380,665
1,125	Colorado Hlth Fac Auth Rev Hosp Portercare Adventist Hlth (Prerefunded @ 11/15/11)	6.500	11/15/31	1,256,850
1,400	Colorado Hlth Fac Auth Rev Poudre Vly CO Hlth Fac Auth Hosp, Ser A (FSA Insd)	5.200	03/01/31	1,414,938
1,805	Lakewood, CO Ctf Part (AMBAC Insd) (Prerefunded @ 12/01/10)	5.300	12/01/16	1,902,127
970	Montezuma Cnty, CO Hosp Dist Hlth Fac Enterprise Hosp Rfdg (e)	5.900	10/01/37	770,684
1,200	North Range, CO Met Dist No 2 Ltd Tax	5.500	12/15/37	824,628
2,050	Salida, CO Hosp Dist Rev	5.250	10/01/36	1,461,589
				<u>17,622,732</u>
Connecticut 1.5%				
7,500	Connecticut St Hsg Fin Auth Hsg Mtg Fin Pg Sub, Ser B-2 (AMT)	5.100	05/15/38	7,269,675
3,580	Connecticut St Spl Oblig Pkg Rev Bradley Intl Arprt, Ser A (ACA Insd) (AMT)	6.600	07/01/24	2,971,328
1,000	Hartford, CT Pkg Sys Rev, Ser A (Prerefunded @ 7/01/10)	6.500	07/01/25	1,040,700
				<u>11,281,703</u>
District of Columbia 2.4%				
3,650	District Columbia Hosp Rev Sibley Mem Hosp	6.375	10/01/34	3,874,256
1,100	District Columbia Hosp Rev Sibley Mem Hosp	6.500	10/01/29	1,197,218
1,150	District Columbia Wtr & Swr Auth Pub Util Rev Rfdg Sub Lien, Ser A (AGL Insd) (a)	5.000	10/01/29	1,185,851
2,350	District Columbia Wtr & Swr Auth Pub Util Rev Rfdg Sub Lien, Ser A (AGL Insd) (a)	5.000	10/01/34	2,371,808
6,000	District Columbia Wtr & Swr Auth Pub Util Rev Sub Lien, Ser A (FSA Insd)	5.500	10/01/41	6,233,700
2,000	District of Columbia Rev Friendship Pub Charter Sch Inc (ACA Insd)	5.750	06/01/18	1,898,560
5	District of Columbia, Ser E (FSA Insd)	6.000	06/01/13	5,022
1,000	Metropolitan Washington DC Arprt Auth Sys, Ser A (NATL Insd) (AMT)	5.250	10/01/32	1,004,780
				<u>17,771,195</u>

Van Kampen Trust for Investment Grade Municipals

Portfolio of Investments ■ October 31, 2009 *continued*

Par Amount (000)	Description	Coupon	Maturity	Value
	Florida 30.4%			
\$ 1,000	Alachua Cnty, FL Indl Dev Rev North FL Retirement Vlg	5.250%	11/15/17	\$ 942,030
1,000	Alachua Cnty, FL Indl Dev Rev North FL Retirement Vlg	5.875	11/15/36	810,440
500	Alachua Cnty, FL Indl Dev Rev North FL Retirement Vlg	5.875	11/15/42	382,890
340	Beacon Lakes, FL Cmnty Dev FL Spl Assmt, Ser A	6.000	05/01/38	258,607
250	Beacon Lakes, FL Cmnty Dev FL Spl Assmt Sub, Ser B	6.200	05/01/38	180,102
4,960	Brevard Cnty, FL Hlth Fac Auth Hlthcare Fac Rev Hlth First Inc Proj	5.000	04/01/34	4,450,955
1,780	Brevard Cnty, FL Hlth Fac Auth Residential Care Fac Rev Buena Vida Estates Inc.	6.750	01/01/37	1,549,543
1,000	Broward Cnty, FL Hsg Fin Auth Multi-Family Hsg Rev Pembroke Pk Apts Proj (AMT)	5.650	10/01/28	1,002,250
1,500	Capital Tr Agy FL Rev Ft Lauderdale Proj (AMT)	5.750	01/01/32	1,070,430
545	Escambia Cnty, FL Hlth Fac Auth Rev (AMBAC Insd)	5.950	07/01/20	556,211
1,250	Florida Agric & Mechanical Univ Rev Student Apt Fac (NATL Insd)	6.500	07/01/23	1,251,425
230	Florida Hsg Fin Agy Homeownership Mtg, Ser B (AMT)	8.595	11/01/18	254,891
2,750	Florida Hsg Fin Agy Hsg Willow Lake Apts, Ser J-1 (AMBAC Insd) (AMT)	5.350	07/01/27	2,460,975
370	Florida Hsg Fin Corp Rev Homeowner Mtg, Ser 4 (FSA Insd) (AMT)	6.250	07/01/22	377,781
1,000	Florida Hsg Fin Corp Rev Hsg Wentworth II Apts, Ser A (AMBAC Insd) (AMT)	5.375	11/01/29	1,001,920
8,475	Florida Ports Fin Comm Rev St Trans Tr Fd Intermodal Pgm (NATL Insd) (AMT)	5.500	10/01/29	8,476,102
2,000	Florida Ports Fin Comm Rev St Trans Tr Fd (NATL Insd) (AMT)	5.375	06/01/27	1,985,300
15,000	Florida St Brd Ed Pub Ed Cap Outlay, Ser D (a)	4.750	06/01/35	15,108,225
12,775	Florida St Brd of Ed Cap Outlay Pub Ed Rfdg, Ser D	5.750	06/01/22	13,235,539
2,000	Florida St Brd of Ed Lottery Rev, Ser A (NATL Insd)	5.250	07/01/17	2,046,560
7,295	Florida St Dept Trans Tpk Rev, Ser A (a)	5.000	07/01/29	7,497,327
1,500	Florida St Div Bd Fin Dept Gen Svc Rev Dept Envrnmtl Preservtn 2000, Ser A (AMBAC Insd)	5.000	07/01/11	1,502,025
2,000	Florida St Div Bd Fin Dept Gen Svc Rev Dept Envrnmtl Preservtn 2000, Ser A (NATL Insd)	5.250	07/01/12	2,026,060
1,910	Florida St Tpk Auth Tpk Rev Dept Trans Rfdg, Ser A (a)	5.000	07/01/26	2,001,565
1,935	Florida St Tpk Auth Tpk Rev Dept Trans Rfdg, Ser A (a)	5.000	07/01/27	2,019,231

Van Kampen Trust for Investment Grade Municipals

Portfolio of Investments ■ October 31, 2009 *continued*

Par Amount (000)	Description	Coupon	Maturity	Value
Florida (Continued)				
\$ 2,100	Florida St Tpk Auth Tpk Rev Dept Trans Rfdg, Ser A (a)	5.000%	07/01/28	\$ 2,179,139
2,500	Florida St Tpk Auth Tpk Rev Dept Trans Rfdg, Ser A (a)	5.000	07/01/32	2,552,750
1,475	Florida St Tpk Auth Tpk Rev Dept Trans, Ser B	5.000	07/01/30	1,483,570
1,635	Fort Myers, FL Util Rev Rfdg, Ser A (NATL Insd)	5.500	10/01/24	1,651,955
315	Gainesville, FL Util Sys Rev (d)	8.125	10/01/14	360,221
1,000	Gramercy Farms Cmnty Dev Dist FL Spl Assmt, Ser B (e)	5.100	05/01/14	479,940
500	Gulf Breeze, FL Rev Loc Govt (FGIC Insd) (b)	5.650	12/01/20	509,260
730	Gulf Breeze, FL Rev Loc Govt (FGIC Insd) (b)	5.750	12/01/20	741,403
1,000	Gulf Breeze, FL Rev Loc Govt (FGIC Insd) (b)	5.800	12/01/20	1,014,230
2,610	Halifax Hosp Med Ctr FL Hosp Rev Impt Rfdg, Ser A	5.250	06/01/26	2,578,576
1,270	Highlands, FL Cmnty Dev Dist Spl Assmt	5.550	05/01/36	663,143
750	Hillsborough Cnty, FL Assmt Rev Capacity Assmt Spl (FSA Insd)	5.000	03/01/15	770,047
750	Hillsborough Cnty, FL Assmt Rev Capacity Assmt Spl (FSA Insd)	5.000	09/01/15	769,537
1,450	Hillsborough Cnty, FL Aviation Auth Rev, Ser A (AGL Insd) (AMT) (a)	5.375	10/01/33	1,458,613
3,260	Hillsborough Cnty, FL Aviation Auth Rev, Ser A (AGL Insd) (AMT) (a)	5.500	10/01/38	3,287,286
14,150	Hillsborough Cnty, FL Indl Dev Auth Hosp Rev Tampa Gen Hosp Proj	5.250	10/01/41	13,062,289
1,100	Hillsborough Cnty, FL Indl Dev Auth Pollutn Ctl Rev Hillsborough Cnty IDA Rfdg (AMBAC Insd) (b)	5.000	12/01/34	1,141,239
1,225	Hillsborough Cnty, FL Indl Dev Auth Pollutn Ctl Rev Tampa Elec, Ser B (b)	5.150	09/01/25	1,273,253
2,745	Hillsborough Cnty, FL Port Dist Rev Tampa Port Auth Proj, Ser A (NATL Insd) (AMT)	5.375	06/01/27	2,724,824
9,800	Hillsborough Cnty, FL Solid Waste & Res Recovery Rev, Ser A (BHAC Insd) (AMT)	4.500	09/01/34	8,639,876
1,380	Hollywood, FL Cmnty Redev Agy Beach Cra	5.625	03/01/24	1,308,985
7,000	Lakeland, FL Elec & Wtr Rev (d)	*	10/01/13	6,497,400
2,230	Lakeland, FL Elec & Wtr Rev (d)	5.750	10/01/19	2,377,158
5,105	Lakeland, FL Hosp Sys Rev Lakeland Regl Hlth Sys Rfdg	5.000	11/15/25	5,049,407
1,000	Lee Cnty, FL Arpt Rev, Ser A (FSA Insd) (AMT)	5.750	10/01/22	1,014,850
980	Lee Cnty, FL Hsg Fin Auth Single Family Mtg Rev Multi-Cnty Pgm, Ser A (GNMA Collateralized) (AMT)	5.000	03/01/39	946,308
2,400	Lee Cnty, FL Indl Dev Auth Hlthcare Fac Rev Shell PT/Alliance Oblig Group	5.125	11/15/36	1,833,504
1,000	Lee Cnty, FL Indl Dev Auth Indl Dev Rev Lee Charter Fndtn, Ser A	5.375	06/15/37	717,010

Van Kampen Trust for Investment Grade Municipals

Portfolio of Investments ■ October 31, 2009 *continued*

Par Amount (000)	Description	Coupon	Maturity	Value
Florida (Continued)				
\$ 1,010	Main Str Cmnty Dev Dist FL Cap Impt Rev, Ser A (Acquired 02/19/08, Cost \$1,010,000) (f)	6.800%	05/01/38	\$ 755,692
650	Main Str Cmnty Dev Dist FL Cap Impt Rev, Ser B (Acquired 02/19/08, Cost \$650,000) (f)	6.900	05/01/17	566,904
2,400	Marion Cnty, FL Hosp Dist Rev Hlth Sys Munroe Reg Impt & Rfdg.	5.000	10/01/34	2,053,008
1,500	Miami Beach, FL Stormwtr Rev (NATL Insd)	5.250	09/01/25	1,517,670
1,460	Miami Beach, FL Stormwtr Rev (NATL Insd)	5.750	09/01/14	1,525,335
1,045	Miami Beach, FL Stormwtr Rev (NATL Insd)	5.750	09/01/15	1,091,764
3,200	Miami-Dade Cnty, FL Aviation Rev Miami Intl Arpt (AGC Insd) (AMT)	5.000	10/01/38	3,022,528
2,000	Miami-Dade Cnty, FL Aviation Rev Miami Intl Arpt (AGC Insd) (AMT)	5.375	10/01/27	2,007,120
4,720	Miami-Dade Cnty, FL Aviation Rev Miami Intl Arpt (AGC Insd) (AMT)	5.375	10/01/32	4,730,478
870	Miami-Dade Cnty, FL Aviation Rev Miami Intl Arpt, Ser B (NATL Insd)	5.450	10/01/15	896,796
3,000	Miami-Dade Cnty, FL Aviation Rev Miami Intl Arpt, Ser B (NATL Insd)	5.750	10/01/29	3,055,290
2,000	Miami-Dade Cnty, FL Aviation Rev, Ser A (FSA Insd) (AMT)	5.000	10/01/33	1,893,180
2,000	Miami-Dade Cnty, FL Aviation, Ser A (FSA Insd) (AMT)	5.125	10/01/35	1,939,920
905	Midtown Miami, FL Cmnty Dev FL Spl Assmt Rev, Ser A	6.000	05/01/24	761,539
3,860	North Broward, FL Hosp Dist Rev Impt (Prerefunded @ 1/15/11)	6.000	01/15/31	4,125,838
1,000	Orange Cnty, FL Cap Rev Impt & Rfdg (AMBAC Insd)	*	10/01/12	936,500
1,000	Orange Cnty, FL Cap Rev Impt & Rfdg (AMBAC Insd)	*	10/01/13	899,870
2,475	Orange Cnty, FL Hlth Fac Auth Rev First Mtg Orlando Lutheran Tower	5.500	07/01/32	1,916,912
1,000	Orange Cnty, FL Hsg Fin Auth Multi-Family Rev Mtg Hands Inc Proj, Ser A (Acquired 06/19/95, Cost \$1,000,000) (f)	7.000	10/01/25	1,031,320
1,500	Orlando & Orange Cnty Expwy Auth FL Expwy Rev Jr Lien (NATL Insd)	5.000	07/01/28	1,503,525
890	Overoaks, FL Cmnty Dev Dist Cap Impt Rev, Ser A (g)	6.125/2.000	05/01/35	480,484
1,650	Palm Beach Cnty, FL Hlth Fac Auth Rev Wtrford Proj.	5.875	11/15/37	1,428,669
1,000	Palm Beach Cnty, FL Sch Brd Ctf Partn, Ser A (FGIC Insd) (Prerefunded @ 8/01/10)	5.875	08/01/21	1,051,720
4,000	Palm Beach Cnty, FL Solid Waste Auth Rev Impt (BHAC Insd) (a)	5.500	10/01/23	4,455,960

Van Kampen Trust for Investment Grade Municipals

Portfolio of Investments ■ October 31, 2009 *continued*

Par Amount (000)	Description	Coupon	Maturity	Value
Florida (Continued)				
\$ 525	Pembroke Pines, FL Cons Util Sys Rev (FGIC Insd) (d)	6.250%	09/01/11	\$ 560,359
1,500	Pensacola, FL Arpt Rev Rfdg, Ser A (NATL Insd) (AMT)	6.000	10/01/12	1,518,735
1,565	Pensacola, FL Arpt Rev Rfdg, Ser A (NATL Insd) (AMT)	6.125	10/01/18	1,582,074
500	Polk Cnty, FL Sch Brd Ctf Partn Master Lease, Ser A (FSA Insd)	5.500	01/01/25	515,030
2,000	Port Saint Lucie, FL Spl Assmt Rev Southwest Annexation Dist, Ser 1-B (NATL Insd)	5.000	07/01/33	1,778,780
4,675	Putnam Cnty, FL Dev Auth Pollutn Ctl Rev Rfdg Seminole Proj, Ser A (AMBAC Insd) (b)	5.350	03/15/42	4,929,554
880	Reunion East Cmnty Dev Dist FL Spl Assmt	5.800	05/01/36	486,068
1,000	Saint Johns Cnty, FL Indl Dev Auth Hlthcare Glenmoor Proj, Ser A	5.250	01/01/26	762,530
1,500	Saint Johns Cnty, FL Indl Dev Auth Hlthcare Glenmoor Proj, Ser A	5.375	01/01/40	1,049,730
2,000	Saint Lucie Cnty, FL Sch Brd Ctf, Ser A (FSA Insd)	5.000	07/01/21	2,054,300
750	Saint Lucie Cnty, FL Sch Brd Ctf, Ser A (FSA Insd)	5.000	07/01/23	763,065
600	Seminole Tribe FL Spl Oblig Rev, Ser A (c)	5.250	10/01/27	542,424
1,405	Seven Oaks, FL Cmnty Dev Dist II Spl Assmt Rev, Ser A	5.875	05/01/35	794,528
1,000	South Lake Cnty Hosp Dist FL South Lake Hosp Inc	6.375	10/01/28	1,013,210
2,800	South Vlg Cmnty Dev Dist FL Cap Impt Rev, Ser A	5.700	05/01/35	1,707,972
500	Split Pine Cmnty Dev Dist FL Spl Assmt, Ser A	5.250	05/01/39	304,115
1,250	Sterling Hill Cmnty Dev Dist FL Cap Impt Rev, Ser A	6.200	05/01/35	1,138,725
1,000	Tallahassee, FL Hlth Fac Rev Tallahassee Mem Hlthcare Proj	6.375	12/01/30	1,004,030
1,000	Tallahassee, FL Lease Rev FL St Univ Proj, Ser A (NATL Insd)	5.500	08/01/17	1,043,190
1,115	Tallahassee, FL Lease Rev FL St Univ Proj, Ser A (NATL Insd)	5.500	08/01/19	1,155,865
300	Tolomato Cmnty, FL Dev Dist Spl Assmt	6.550	05/01/27	241,875
3,170	Tolomato Cmnty, FL Dev Dist Spl Assmt	6.650	05/01/40	2,430,154
3,500	Village Ctr Cmnty Dev Dist FL Recreational Rev, Ser A (NATL Insd)	5.125	11/01/36	3,067,680
1,000	Village Ctr Cmnty Dev Dist FL Recreational Rev, Ser A (NATL Insd)	5.200	11/01/25	962,170
1,000	Village Ctr Cmnty Dev Dist FL Util Rev (FGIC Insd) (d)	6.000	11/01/18	1,200,960
2,000	Village Ctr Cmnty Dev Dist FL Util Rev (NATL Insd)	5.250	10/01/23	1,978,520

Van Kampen Trust for Investment Grade Municipals

Portfolio of Investments ■ October 31, 2009 *continued*

Par Amount (000)	Description	Coupon	Maturity	Value
Florida (Continued)				
\$ 1,000	Volusia Cnty, FL Ed Fac Auth Rev Ed Fac Embr Riddle Aero, Ser A	5.750%	10/15/29	\$ 1,000,710
3,000	West Orange Hlthcare Dist FL, Ser A	5.800	02/01/31	2,977,980
820	West Palm Beach, FL Cmnty Redev Agy Northwood—Pleasant Cmnty Redev, Ser A	5.000	03/01/35	747,569
750	World Comm Cmnty Dev Dist FL Spl Assmt (g)	5.500/2.000	05/01/38	295,043
				<u>222,789,124</u>
Georgia 3.5%				
5,250	Atlanta, GA Arpt Passenger Fac Charge Rev Gen Sub Lien, Ser C (FSA Insd) (a)	5.000	01/01/33	5,310,611
1,850	Atlanta, GA Wtr & Wastewtr Rev, Ser A	6.000	11/01/27	1,951,010
2,000	Atlanta, GA Wtr & Wastewtr Rev, Ser A	6.000	11/01/28	2,104,440
1,850	Atlanta, GA Wtr & Wastewtr Rev, Ser A	6.000	11/01/29	1,979,186
564	Fulton Cnty, GA Lease Rev (Acquired 12/23/94, Cost \$563,645) (f)	7.250	06/15/10	570,989
1,500	George L Smith II GA World Congress Cent Auth Rev Domed Stadium Proj Rfdg (NATL Insd) (AMT)	5.500	07/01/20	1,501,890
2,635	Georgia Muni Elec Auth Pwr Rev, Ser A (NATL Insd)	6.500	01/01/20	3,088,115
5,815	Georgia Muni Elec Auth Pwr Rev, Ser Y (NATL Insd)	6.500	01/01/17	6,734,326
85	Georgia Muni Elec Auth Pwr Rev, Ser Y (NATL Insd) (Prerefunded @ 1/01/14)	6.500	01/01/17	101,069
2,400	Putnam Cnty, GA Dev Auth Pollutn Ctl Rev GA Pwr Co, Ser 1	5.100	06/01/23	2,443,272
				<u>25,784,908</u>
Idaho 0.5%				
1,000	Idaho Hlth Fac Auth Rev Saint Lukes Hlth Sys Proj, Ser A	6.500	11/01/23	1,119,990
1,500	Idaho Hlth Fac Auth Rev Saint Lukes Hlth Sys Proj, Ser A	6.750	11/01/37	1,646,250
1,270	Idaho Hlth Fac Auth Rev Vly Vista Care Corp Rfdg (e)	6.125	11/15/27	1,083,437
				<u>3,849,677</u>
Illinois 11.3%				
1,910	Bartlett, IL Tax Increment Rev Sr Lien Quarry Redev Proj Rfdg	5.600	01/01/23	1,482,160
2,000	Chicago, IL Brd Ed (FGIC Insd) (Prerefunded @ 12/01/10)	5.500	12/01/31	2,110,380
5,775	Chicago, IL Brd Ed Rfdg, Ser C (FSA Insd) (a)	5.000	12/01/27	5,970,773
5,900	Chicago, IL Brd Ed Rfdg, Ser C (FSA Insd)	5.000	12/01/27	6,100,010
4,400	Chicago, IL O'Hare Intl Arpt Rev Gen Arpt Third Lien (AGC Insd) (a)	5.250	01/01/24	4,607,152
11,500	Chicago, IL O'Hare Intl Arpt Rev Gen Arpt Third Lien (AGC Insd) (a)	5.250	01/01/25	11,990,878

Van Kampen Trust for Investment Grade Municipals

Portfolio of Investments ■ October 31, 2009 *continued*

Par Amount (000)	Description	Coupon	Maturity	Value
Illinois (Continued)				
\$ 5,700	Chicago, IL O'Hare Intl Arprt Rev, Ser A (FSA Insd) (a)	5.000%	01/01/33	\$ 5,749,106
1,130	Chicago, IL Proj & Rfdg, Ser A (NATL Insd) (Prerefunded @ 1/01/11)	5.000	01/01/31	1,138,701
685	Chicago, IL Rfdg, Ser B (AMBAC Insd)	5.125	01/01/15	761,473
3,500	Chicago, IL, Ser A (AGL Insd) (a)	5.250	01/01/25	3,786,930
3,500	Du Page Cnty, IL Fst Presv Dist	*	11/01/10	3,470,705
2,310	Illinois Dev Fin Auth Rev Adventist Hlth, Ser A (NATL Insd)	5.500	11/15/13	2,469,552
2,500	Illinois Dev Fin Auth Rev Adventist Hlth, Ser A (NATL Insd)	5.500	11/15/15	2,672,325
1,860	Illinois Fin Auth Hosp Rev Rfdg Kish Hlth Sys Oblig Group	5.500	10/01/22	1,863,813
400	Illinois Fin Auth Rev Christian Homes Inc Rfdg, Ser A	5.750	05/15/31	301,632
1,000	Illinois Fin Auth Rev IL Fin Auth Roosevelt Univ	5.500	04/01/37	945,920
3,500	Illinois Fin Auth Rev Northwestern Mem Hosp, Ser A (a)	5.375	08/15/24	3,694,723
2,000	Illinois Fin Auth Rev Northwestern Mem Hosp, Ser A (a)	5.750	08/15/30	2,159,900
4,500	Illinois Fin Auth Rev Osf Hlthcare Sys, Ser A	5.750	11/15/37	4,505,580
1,900	Illinois Fin Auth Rev Riverside Hlth Sys.	6.250	11/15/35	1,971,649
2,885	Illinois Fin Auth Rev Rush Univ Med Ctr Oblig Grp, Ser A	7.250	11/01/38	3,215,881
4,500	Illinois Fin Auth Rev Sherman Hlth Sys 2007, Ser A	5.500	08/01/37	4,118,040
1,330	Illinois Fin Auth Solid Waste Rev Disp Waste Mgmt Inc Proj, Ser A (AMT)	5.050	08/01/29	1,222,283
1,250	Illinois Hlth Fac Auth Rev Evangelical Hosp, Ser C (FSA Insd)	6.750	04/15/17	1,503,437
2,275	Illinois Hlth Fac Auth Rev South Suburban Hosp (d)	7.000	02/15/18	2,724,517
285	Illinois St (NATL Insd)	5.250	12/01/20	285,861
775	Will-Kankakee Regl Dev Auth IL Multi-Family Hsg Rev Sr Estates Supportive Living (AMT)	7.000	12/01/42	664,826
1,500	Yorkville, IL Utd City Spl Svc Area Spl Tax No 2006-113 Cannonball/Beecher	5.750	03/01/28	1,230,240
				<u>82,718,447</u>
Indiana 2.3%				
2,200	Indiana Fin Auth Hosp Rev Deaconess Hosp Oblig, Ser A	6.750	03/01/39	2,355,364
5,600	Indiana Hlth & Ed Fac Fin Auth Rev Ascension Hlth Sr Credit (a)	5.000	11/15/36	5,587,596
4,000	Indiana Hlth Fac Fin Auth Rev Deaconess Hosp, Ser A (AMBAC Insd)	5.375	03/01/34	3,922,520

Van Kampen Trust for Investment Grade Municipals

Portfolio of Investments ■ October 31, 2009 *continued*

Par Amount (000)	Description	Coupon	Maturity	Value
Indiana (Continued)				
\$ 2,500	Indiana St Fin Auth Environmental Fac Rev IN Pwr & LT Co Proj Rfdg, Ser A	4.900%	01/01/16	\$ 2,588,600
1,280	North Adams, IN Cmnty Sch Renovation Bldg Corp Cap Apprec First Mtg (FSA Insd)	*	01/15/19	894,963
1,500	Petersburg, IN Pollutn Ctl Rev IN Pwr & Lt (AMT)	5.950	12/01/29	1,411,290
500	Vigo Cnty, IN Hosp Auth Rev Un Hosp Inc (c)	5.750	09/01/42	388,740
				<u>17,149,073</u>
Iowa 1.6%				
1,685	Des Moines, IA Pub Pkg Sys, Ser A (NATL Insd)	5.750	06/01/15	1,726,603
1,785	Des Moines, IA Pub Pkg Sys, Ser A (NATL Insd)	5.750	06/01/16	1,829,072
500	Jefferson Cnty, IA Hosp Rev Jefferson Cnty Hosp Proj, Ser C	5.950	08/01/37	400,730
500	Sibley, IA Hlthcare Fac Rev Osceola Cmnty Hosp Proj	6.000	12/01/37	401,355
1,410	Tobacco Settlement Auth IA Tob Settlement Rev Asset Bkd, Ser C	5.375	06/01/38	1,035,927
5,950	Tobacco Settlement Auth IA Tob Settlement Rev Asset Bkd, Ser C	5.500	06/01/42	4,340,049
2,250	Tobacco Settlement Auth IA Tob Settlement Rev Asset Bkd, Ser C	5.625	06/01/46	1,654,357
				<u>11,388,093</u>
Kansas 1.8%				
2,100	Burlington, KS Environmental Impt Rev KC Pwr LT Rfdg, Ser B (Syncora Gtd) (b)	5.000	12/01/23	2,170,644
3,800	Kansas St Dev Fin Auth Hosp Rev Adventist Hlth	5.750	11/15/38	3,919,776
850	Labette Cnty, KS Hosp Rev Rfdg & Impt, Ser A	5.750	09/01/37	781,626
1,250	Lenexa, KS Hlthcare Fac Rev Rfdg & Impt	5.500	05/15/39	901,062
3,300	Manhattan, KS Hlthcare Fac Rev Meadowlark Hills Retirement, Ser A	5.000	05/15/24	2,659,701
1,650	Manhattan, KS Hlthcare Fac Rev Meadowlark Hills Retirement, Ser A	5.000	05/15/36	1,160,561
700	Manhattan, KS Hlthcare Fac Rev Meadowlark Hills Retirement, Ser B	5.125	05/15/42	503,685
1,075	Olathe, KS Sr Living Fac Rev Catholic Care Campus Inc, Ser A	6.000	11/15/38	884,209
				<u>12,981,264</u>
Kentucky 1.6%				
2,300	Kentucky Econ Dev Fin Auth Louisville Arena Proj Rev Louisville Arena Sub, Ser A-1 (AGL Insd)	5.750	12/01/28	2,468,912
2,470	Kentucky St Ppty & Bldg Commn Rev Rfdg Proj No 93 (AGL Insd)	5.250	02/01/24	2,678,419
2,780	Kentucky St Ppty & Bldg Commn Rev Rfdg Proj No 93 (AGL Insd)	5.250	02/01/25	3,001,483

Van Kampen Trust for Investment Grade Municipals

Portfolio of Investments ■ October 31, 2009 *continued*

Par Amount (000)	Description	Coupon	Maturity	Value
Kentucky (Continued)				
\$ 3,915	Louisville & Jefferson Cnty, KY Metro Govt Hlth Sys Rev Norton Hlthcare Inc.	5.250%	10/01/36	\$ 3,772,846
				<u>11,921,660</u>
Louisiana 1.4%				
1,482	Lakeshore Vlg Master Cmnty Dev Dist LA Spl Assmt	5.250	07/01/17	1,212,543
2,290	Louisiana Hsg Fin Agy Rev Azalea Estates Rfdg, Ser A (GNMA Collateralized) (AMT)	5.375	10/20/39	2,302,480
3,100	Louisiana St Ctnz Ppty Ins Corp Assmt Rev, Ser C-2 (AGL Insd)	6.750	06/01/26	3,582,019
2,750	Rapides Fin Auth LA Rev Cleco Pwr Proj (AMT) (b)	5.250	11/01/37	<u>2,837,478</u>
				<u>9,934,520</u>
Maryland 1.4%				
1,050	Gaithersburg, MD Econ Dev Rev Asbury MD Oblig Group A.	5.125	01/01/36	848,169
1,535	Maryland St Cmnty Dev Admin Dept Hsg & Cmnty Dev, Ser H (AMT)	5.100	09/01/37	1,512,435
2,500	Maryland St Hlth & Higher Ed Fac Auth Rev MD Inst College of Art.	5.000	06/01/40	2,288,300
2,750	Maryland St Hlth & Higher Ed Fac Auth Rev Mercy Med Ctr, Ser A	5.500	07/01/42	2,648,965
2,250	Maryland St Trans Auth Arpt Baltimore/WA Intl Arpt, Ser B (AMBAC Insd) (AMT)	5.125	03/01/24	2,190,825
1,175	Prince Georges Cnty, MD Spl Oblig Natl Harbor Proj	5.200	07/01/34	<u>956,086</u>
				<u>10,444,780</u>
Massachusetts 3.4%				
350	Massachusetts St Dev Fin Agy Rev Linden Ponds Inc Fac, Ser A	5.750	11/15/35	251,954
750	Massachusetts St Dev Fin Agy Rev Linden Ponds Inc Fac, Ser A	5.750	11/15/42	519,795
7,000	Massachusetts St Hlth & Ed Fac Auth Rev Harvard Univ, Ser B (a)	5.000	10/01/38	7,376,145
395	Massachusetts St Hlth & Ed Fac Auth Rev Hlthcare Sys Covenant (Prerfunded @ 1/01/12)	6.000	07/01/31	403,761
750	Massachusetts St Hlth & Ed Fac Auth Rev MA Inst Tech, Ser A.	5.000	07/01/38	789,203
35	Massachusetts St Hlth & Ed Fac Auth Rev Partn Hlthcare Sys, Ser C	5.750	07/01/32	36,024
4,435	Massachusetts St Hlth & Ed Fac Auth Rev Univ MA Mem Issue, Ser D	5.000	07/01/33	3,903,288
5,740	Massachusetts St Sch Bldg Auth Dedicated Sales Tax Rev, Ser A (AMBAC Insd) (a)	4.500	08/15/35	5,615,327

Van Kampen Trust for Investment Grade Municipals

Portfolio of Investments ■ October 31, 2009 *continued*

Par Amount (000)	Description	Coupon	Maturity	Value
Massachusetts (Continued)				
\$ 3,850	Massachusetts St Sch Bldg Auth Dedicated Sales Tax Rev, Ser A (FSA Insd) (a)	5.000%	08/15/30	\$ 3,982,652
1,800	Massachusetts St Wtr Res Auth, Ser B	5.000	08/01/22	1,986,912
				<u>24,865,061</u>
Michigan 4.7%				
3,015	Detroit, MI Downtown Dev Auth Tax Increment Rev, Ser C1 (e)	*	07/01/17	2,007,327
3,050	Detroit, MI Downtown Dev Auth Tax Increment Rev, Ser C1 (e)	*	07/01/18	1,882,368
3,050	Detroit, MI Downtown Dev Auth Tax Increment Rev, Ser C1 (e)	*	07/01/19	1,753,048
3,050	Detroit, MI Downtown Dev Auth Tax Increment Rev, Ser C1 (e)	*	07/01/22	1,422,093
3,050	Detroit, MI Downtown Dev Auth Tax Increment Rev, Ser C1 (e)	*	07/01/23	1,313,482
3,050	Detroit, MI Downtown Dev Auth Tax Increment Rev, Ser C1 (e)	*	07/01/24	1,221,006
3,925	Detroit, MI Sew Disp Rev Rfdg Sr Lien, Ser C-1 (FSA Insd)	7.000	07/01/27	4,797,685
3,500	Grand Rapids, MI Downtown Dev Cap Apprec (NATL Insd)	*	06/01/15	2,824,780
2,765	Grand Rapids, MI Downtown Dev Cap Apprec (NATL Insd)	*	06/01/16	2,103,640
1,350	Kent Hosp Fin Auth MI Rev Spectrum Hlth, Ser A (b)	5.250	01/15/47	1,436,198
600	Kent Hosp Fin Auth MI Rev Spectrum Hlth, Ser A (b)	5.500	01/15/47	643,356
2,500	Michigan St Strategic Fd Detroit Edison Pollutn Ctl Rfdg (AMBAC Insd) (b)	4.850	09/01/30	2,553,150
1,000	Michigan St Strategic Fd Detroit Edison Polutnl Ctl Rfdg, Ser B (AMT)	5.650	09/01/29	992,840
2,250	Michigan St Strategic Fd Ltd Oblig Rev Detroit Edison Co Proj Rfdg, Ser A (Syncora Gtd) (AMT)	5.500	06/01/30	2,117,880
2,500	Michigan St Strategic Fd Ltd Oblig Rev Detroit Edison Co Proj Rfdg, Ser C (Syncora Gtd) (AMT)	5.450	12/15/32	2,326,100
7,000	Michigan Tob Settlement Fin Auth Tob Settlement Asset Sr, Ser A	6.000	06/01/48	5,347,370
				<u>34,742,323</u>
Minnesota 1.3%				
1,380	Annandale, MN Econ Dev Auth Sr Hsg & Hlthcare Rev Annandale Care Ctr Proj, Ser A	5.900	11/01/37	1,178,341
525	Chisago, MN Hlthcare Fac Rev CDL Homes LLC Proj	6.000	08/01/42	482,900
2,750	Minneapolis, MN Hlthcare Sys Rev Fairview Hlth Svc, Ser A	6.375	11/15/23	3,073,180

Van Kampen Trust for Investment Grade Municipals

Portfolio of Investments ■ October 31, 2009 *continued*

Par Amount (000)	Description	Coupon	Maturity	Value
Minnesota (Continued)				
\$ 1,850	Minneapolis, MN Hlthcare Sys Rev Fairview Hlth Svc, Ser A	6.625%	11/15/28	\$ 2,088,021
50	Minnesota Agric & Econ Dev Brd Rev Hlthcare Sys (NATL Insd)	5.750	11/15/26	50,008
300	North Oaks, MN Sr Hsg Rev Presbyterian Homes North Oaks.	6.000	10/01/27	270,744
775	North Oaks, MN Sr Hsg Rev Presbyterian Homes North Oaks.	6.000	10/01/33	670,352
2,200	Saint Paul, MN Hsg & Redev Auth Hlthcare Fac Rev Hlth Partners Oblig Grp Proj	5.250	05/15/36	<u>1,982,200</u>
				<u>9,795,746</u>
Missouri 2.5%				
245	Cape Girardeau Cnty, MO Indl Dev Auth Hlthcare Fac Rev Southeast MO Hosp Assoc	5.625	06/01/27	236,116
1,700	Cass Cnty, MO Hosp Rev	5.625	05/01/38	1,484,406
1,250	Cole Cnty, MO Indl Dev Auth Sr Living Fac Rev Lutheran Sr Svc Heisinger Proj	5.500	02/01/35	1,127,187
1,625	Jefferson Cnty, MO Reorg Sch Dist No R-6 (FGIC Insd).	5.625	03/01/20	1,650,773
2,500	Joplin, MO Indl Dev Auth Indl Rev Christian Homes Inc Rfdg, Ser F	5.750	05/15/26	1,948,725
1,000	Joplin, MO Indl Dev Auth Indl Rev Christian Homes Inc Rfdg, Ser F	5.750	05/15/31	754,080
1,200	Maryland Heights, MO Tax Increment Rev South Heights Redev Proj Rfdg, Ser A	5.500	09/01/18	1,137,924
1,250	Saint Louis Cnty, MO Indl Dev Auth Sr Living Fac Rev Friendship Vlg West Cnty, Ser A	5.375	09/01/21	1,189,438
975	Saint Louis Cnty, MO Indl Dev Auth Sr Living Fac Rev Saint Andrews Res for Srs, Ser A	6.375	12/01/30	830,495
2,335	Saint Louis Cnty, MO Indl Dev Auth Sr Living Fac Rev Saint Andrews Res for Srs, Ser A	6.375	12/01/41	1,930,111
900	Saint Louis, MO Indl Dev Auth Tax Increment & Cmnty Impt Dist Loughborough Com Redev Rfdg . . .	5.750	11/01/27	765,450
2,765	Springfield, MO Pub Bldg Corp Leasehold Rev Springfield Branson Arprt, Ser B (AMBAC Insd) (AMT)	4.550	07/01/29	2,505,228
3,195	Springfield, MO Pub Bldg Corp Leasehold Rev Springfield Branson Arprt, Ser B (AMBAC Insd) (AMT)	4.600	07/01/36	<u>2,773,292</u>
				<u>18,333,225</u>
Nebraska 0.4%				
2,615	Omaha Pub Dist NE Elec Rev Sub Sys, Ser A (a)	5.000	02/01/34	<u>2,650,773</u>
Nevada 2.9%				
3,000	Clark Cnty, NV Indl Dev Rev Southwest Gas Corp Proj, Ser A (AMBAC Insd) (AMT).	5.250	07/01/34	2,719,110

Van Kampen Trust for Investment Grade Municipals

Portfolio of Investments ■ October 31, 2009 *continued*

Par Amount (000)	Description	Coupon	Maturity	Value
Nevada (Continued)				
\$ 70	Clark Cnty, NV Indl Dev Rev Southwest Gas Corp Proj, Ser A (BHAC Insd) (AMT)	4.750%	09/01/36	\$ 60,054
3,500	Clark Cnty, NV Indl Dev Southwest Gas Corp Proj, Ser D1 (NATL Insd) (AMT)	5.250	03/01/38	3,131,065
3,930	Nevada Hsg Div Single Family Mtg Rev, Ser A (GNMA Collateralized) (AMT)	5.875	04/01/38	4,100,641
4,300	Nevada St Cap Impt & Cultural Affairs, Ser C (a) . . .	5.000	06/01/22	4,608,138
3,300	Nevada St Cap Impt & Cultural Affairs, Ser C (a) . . .	5.000	06/01/23	3,515,490
3,460	Reno, NV Hosp Rev Renown Regl Med Ctr Proj, Ser A	5.250	06/01/37	<u>3,103,412</u>
				<u>21,237,910</u>
New Hampshire 0.5%				
1,000	New Hampshire Hlth & Ed Fac Auth Rev Derryfield Sch (Prerefunded @ 7/01/10)	7.000	07/01/30	1,060,240
1,050	New Hampshire St Business Fin Auth Pollutn Ctl Rev Utd Illum Co Proj (AMT) (b)	7.125	07/01/27	1,123,668
750	New Hampshire St Business Fin Auth Pollutn Ctl Rev Utd Illum Rfdg, Ser A (AMT) (b)	6.875	12/01/29	807,023
900	New Hampshire St Business Fin Auth Wtr Fac Rev Pennichuck Wtrwks Inc (AMBAC Insd) (AMT)	6.300	05/01/22	<u>900,855</u>
				<u>3,891,786</u>
New Jersey 6.3%				
375	Burlington Cnty, NJ Brdg Cmnty Econ Dev Rev The Evergreens Proj	5.625	01/01/38	310,320
1,210	New Jersey Econ Dev Auth Rev Cig Tax	5.750	06/15/34	1,151,847
25,000	New Jersey Econ Dev Auth St Contract Econ Recovery (NATL Insd) (e)	5.900	03/15/21	30,368,750
2,000	New Jersey Hlthcare Fac Fin Auth Rev Holy Name Hosp	5.000	07/01/36	1,769,220
2,300	New Jersey Hlthcare Fac Fin Auth Rev Saint Peters Univ Hosp Oblig	5.750	07/01/37	2,243,834
2,095	New Jersey St Trans Tr Fd Auth Trans Sys, Ser A . . .	5.750	06/15/17	2,412,057
4,500	Tobacco Settlement Fin Corp NJ, Ser 1-A	4.750	06/01/34	3,146,580
7,560	Tobacco Settlement Fin Corp NJ, Ser 1-A	5.000	06/01/41	<u>5,101,791</u>
				<u>46,504,399</u>
New Mexico 0.5%				
1,250	Jicarilla, NM Apache Nation Rev, Ser A (Acquired 10/23/03, Cost \$1,275,475) (f)	5.500	09/01/23	1,303,150
2,050	New Mexico St Hosp Equip Ln Council Hosp Rev Presbyterian Hlthcare Svc, Ser A (a)	6.375	08/01/32	<u>2,245,529</u>
				<u>3,548,679</u>
New York 13.1%				
4,000	Metropolitan Trans Auth NY Dedicated Tax Fd, Ser B	5.250	11/15/28	4,263,480
2,500	Metropolitan Trans Auth NY Rev Rfdg, Ser A (NATL Insd)	5.250	11/15/31	2,532,125

Van Kampen Trust for Investment Grade Municipals

Portfolio of Investments ■ October 31, 2009 *continued*

Par Amount (000)	Description	Coupon	Maturity	Value
New York (Continued)				
\$ 2,400	New York City Hsg Dev Corp Multi-Family Hsg Rev, Ser E1 (AMT)	5.350%	11/01/37	\$ 2,409,288
3,000	New York City Indl Dev Agy Rev Liberty 7 World Trade Ctr Proj, Ser B	6.750	03/01/15	3,025,980
8,450	New York City Mun Fin Auth Wtr & Swr Rev, Ser AA (a)	5.000	06/15/22	9,193,980
16,930	New York City Trans Auth Trans Fac Livingston Plaza Proj Rfdg, Ser 1993 (FSA Insd) (d)	5.400	01/01/18	19,460,866
5,300	New York City Trans Fin Auth Bldg Aid Rev Fiscal 2009, Ser S-3	5.250	01/15/39	5,515,445
7,225	New York, NY Sub, Ser I-1 (a)	5.000	02/01/26	7,562,552
2,500	New York St Dorm Auth Lease Rev Muni Hlth Fac Impt Pgm, Ser A (FSA Insd)	5.500	05/15/25	2,502,675
2,680	New York St Dorm Auth Rev City Univ Sys, Ser C	7.500	07/01/10	2,794,409
3,000	New York St Dorm Auth Rev Hosp (NATL Insd)	5.000	08/01/33	3,021,720
3,000	New York St Dorm Auth Rev Non St Supported Debt Sch Dist Fin Prog, Ser C (AGL Insd)	5.000	10/01/24	3,208,050
2,840	New York St Loc Assistance Corp Rfdg, Ser E	6.000	04/01/14	3,183,242
2,800	New York St Twy Auth St Pers Income Tax Rev Trans, Ser A (a)	5.000	03/15/26	3,026,100
3,100	New York St Twy Auth St Pers Income Tax Rev Trans, Ser A (a)	5.000	03/15/27	3,332,702
1,500	New York St Urban Dev Corp Rev Correctional Fac Rfdg	5.500	01/01/13	1,574,610
6,050	Port Auth NY & NJ Cons 144th (a)	5.000	10/01/35	6,181,043
6,050	Port Auth NY & NJ, Ser 1546 (a)	5.000	10/01/35	6,181,043
3,000	Port Auth NY & NJ Spl Oblig Rev Spl Proj JFK Intl Arpt Term 6 (NATL Insd) (AMT)	5.750	12/01/22	3,048,930
3,000	Port Auth NY & NJ Spl Oblig Rev Spl Proj JFK Intl Arpt Term 6 (NATL Insd) (AMT)	5.750	12/01/25	3,003,480
950	Seneca Nation Indians Cap Impt Auth NY Spl Oblig, Ser A (c)	5.000	12/01/23	785,736
				<u>95,807,456</u>
North Carolina 4.4%				
4,000	North Carolina Eastern Muni Pwr Agy Pwr Sys Rev, Ser D (Prerefunded @ 1/01/10)	6.750	01/01/26	4,083,440
1,350	North Carolina Med Care Comm Retirement Fac Rev First Mtg Southminster Proj, Ser A	5.750	10/01/37	1,179,738
25,000	North Carolina Muni Pwr Agy No 1 Catawba Elec Rev Rfdg (NATL Insd)	6.000	01/01/12	27,167,500
				<u>32,430,678</u>
North Dakota 0.2%				
1,500	Ward Cnty, ND Hlthcare Fac Rev Trinity Obligated Group Rfdg	5.125	07/01/29	1,400,340

Van Kampen Trust for Investment Grade Municipals

Portfolio of Investments ■ October 31, 2009 *continued*

Par Amount (000)	Description	Coupon	Maturity	Value
	Ohio 9.7%			
\$ 1,000	Buckeye, OH Tob Settlement Fin Auth Asset Bkd Sr Turbo, Ser A-2	5.125%	06/01/24	\$ 890,660
5,230	Buckeye, OH Tob Settlement Fin Auth Asset Bkd Sr Turbo, Ser A-2	5.750	06/01/34	4,398,169
7,595	Buckeye, OH Tob Settlement Fin Auth Asset Bkd Sr Turbo, Ser A-2	5.875	06/01/30	6,610,460
4,000	Buckeye, OH Tob Settlement Fin Auth Asset Bkd Sr Turbo, Ser A-2	5.875	06/01/47	2,963,680
450	Cuyahoga Cnty, OH Hlthcare & Indpnt Living Fac Rev Eliza Jennings Sr Care, Ser A	5.750	05/15/27	374,796
2,000	Cuyahoga Cnty, OH Hosp Fac Rev Canton Inc Proj	7.500	01/01/30	2,035,480
1,000	Delaware Cnty, OH Cap Fac (Prerefunded @ 12/01/10)	6.000	12/01/25	1,070,900
1,000	Lorain Cnty, OH Hosp Rev Catholic Hlthcare, Ser S	5.375	10/01/30	1,001,690
4,525	Lorain Cnty Ohio Hosp Rev Fac Catholic (FSA Insd) (a)	5.000	02/01/24	4,628,962
4,500	Lorain Cnty Ohio Hosp Rev Fac Catholic (FSA Insd) (a)	5.000	02/01/24	4,603,365
4,800	Lorain Cnty Ohio Hosp Rev Rfdg Catholic (FSA Insd) (a)	5.000	04/01/24	4,910,280
1,625	Montgomery Cnty, OH Rev Catholic Hlth, Ser C (FSA Insd) (a)	5.000	10/01/41	1,622,059
2,370	Montgomery Cnty, OH Rev Miami Vly Hosp, Ser A	6.000	11/15/28	2,492,719
1,465	Montgomery Cnty, OH Rev Miami Vly Hosp, Ser A	6.250	11/15/39	1,531,745
8,000	Ohio St Air Quality Dev Auth Rev Dayton Pwr (BHAC Insd) (AMT) (a)	4.800	09/01/36	7,960,080
2,500	Ohio St Air Quality Dev Auth Rev Pollutn Ctl First Energy Rfdg, Ser C	5.625	06/01/18	2,648,325
1,000	Ohio St Higher Ed Fac Commn Rev Hosp Univ Hosp Hlth Sys Inc, Ser A (BHAC Insd)	5.250	01/15/46	1,025,240
3,000	Ohio St Higher Ed Fac Commn Rev Univ Hosp Hlth Sys, Ser 2009A	6.750	01/15/39	3,217,950
4,000	Ohio St Hosp Fac Rev Cleveland Clinic Hlth, Ser B (a)	5.000	01/01/27	4,067,460
3,075	Ohio St Hsg Fin Agy Residential Mtg Rev Bkd Secs Pgm, Ser D (GNMA Collateralized) (AMT) (a)	5.300	09/01/28	3,132,856
4,020	Ohio St Hsg Fin Agy Residential Mtg Rev Bkd Secs Pgm, Ser D (GNMA Collateralized) (AMT) (a)	5.400	03/01/33	4,087,134
3,780	Ohio St Hsg Fin Agy Residential Mtg Rev Bkd Secs Pgm, Ser F (GNMA Collateralized) (a)	5.500	09/01/39	3,907,292

Van Kampen Trust for Investment Grade Municipals

Portfolio of Investments ■ October 31, 2009 *continued*

Par Amount (000)	Description	Coupon	Maturity	Value
Ohio (Continued)				
\$ 1,500	Ohio St Wtr Dev Auth Pollutn Ctl Fac Rev Rfdg First Energy, Ser A (b)	5.875%	06/01/33	\$ 1,579,080
				<u>70,760,382</u>
Oklahoma 0.7%				
2,175	Chickasaw Nation, OK Hlth Sys (c)	6.250	12/01/32	2,146,094
1,500	Jenks, OK Aquarium Auth Rev First Mtg (NATL Insd) (Prerefunded @ 7/01/10)	6.100	07/01/30	1,573,155
1,575	Oklahoma City, OK Arpt Tr Jr Lien 27th, Ser B (FSA Insd) (AMT)	5.750	07/01/16	<u>1,607,855</u>
				<u>5,327,104</u>
Oregon 0.3%				
1,985	Portland, OR Urban Renewal & Redev Downtown Wtrfront, Ser A (AMBAC Insd)	5.750	06/15/16	<u>2,053,066</u>
Pennsylvania 1.4%				
2,750	Allegheny Cnty, PA Hosp Dev Auth Rev Hlth Sys West PA, Ser A	5.000	11/15/28	2,190,870
230	Allegheny Cnty, PA San Auth Swr Rev (NATL Insd)	5.500	12/01/30	234,273
875	Montgomery Cnty, PA Indl Dev Auth Rev Mtg Whitemarsh Continuing Care	6.250	02/01/35	618,056
1,550	Pennsylvania Econ Dev Fin Auth Exempt Fac Rev Reliant Energy, Ser B (AMT)	6.750	12/01/36	1,586,069
1,600	Pennsylvania Hsg Fin Agy Single Family Mtg Rev, Ser 94-A (AMT)	5.100	10/01/31	1,606,416
1,825	Pennsylvania St Tpk Com Tpk Rev Sub, Ser A (AGL Insd)	5.000	06/01/39	1,782,496
1,000	Philadelphia, PA Auth Indl Dev PA Arpt Sys Proj, Ser A (NATL Insd) (AMT)	5.125	07/01/19	1,004,130
1,355	Ridley Park, PA Hosp Auth Rev Taylor Hosp, Ser A (d)	6.000	12/01/13	<u>1,479,430</u>
				<u>10,501,740</u>
Rhode Island 0.5%				
1,100	Rhode Island Hsg & Mtg Fin Corp Homeownership Oppty, Ser 57-B (AMT)	5.350	10/01/37	1,102,618
3,000	Tobacco Settlement Fin Corp, Ser A	6.250	06/01/42	<u>2,726,670</u>
				<u>3,829,288</u>
South Carolina 4.9%				
2,375	Berkeley Cnty, SC Sch Dist Ctf Partn Berkeley Sch Fac Grp Inc (NATL Insd) (d)	5.250	02/01/16	2,702,441
3,375	Charleston Ed Excellence Fin Corp SC Rev (a)	5.250	12/01/25	3,515,619
10,125	Charleston Ed Excellence Fin Corp SC Rev (a)	5.250	12/01/26	10,558,401
1,840	Myrtle Beach, SC Hospitality Fee Rev, Ser A (NATL Insd)	5.375	06/01/21	1,915,330
1,935	Myrtle Beach, SC Hospitality Fee Rev, Ser A (NATL Insd)	5.375	06/01/22	2,001,545

See Notes to Financial Statements

Van Kampen Trust for Investment Grade Municipals

Portfolio of Investments ■ October 31, 2009 *continued*

Par Amount (000)	Description	Coupon	Maturity	Value
South Carolina (Continued)				
\$ 1,400	South Carolina Jobs Econ Dev Auth Hlth Fac Rev First Mtg Wesley Commons Rfdg	5.300%	10/01/36	\$ 1,026,592
3,000	South Carolina Jobs Econ Dev Auth Hosp Fac Rev Palmetto Hlth Alliance Rfdg, Ser A	6.250	08/01/31	3,048,660
1,000	South Carolina Jobs Econ Dev Auth Hosp Rev Rfdg & Impt Anmed Hlth, Ser B (AGL Insd)	5.500	02/01/38	1,035,100
4,500	South Carolina Jobs Econ Dev Auth Indl Rev Elec & Gas Co Proj, Ser A (AMBAC Insd)	5.200	11/01/27	4,620,600
3,750	South Carolina Jobs Econ Dev Auth Indl Rev Elec & Gas Co Proj, Ser B (AMBAC Insd) (AMT)	5.450	11/01/32	3,644,700
750	South Carolina Jobs Econ Dev Auth Rev Woodlands at Furman Proj, Ser A	6.000	11/15/27	581,362
1,395	Tobacco Settlement Rev Mgmt Auth SC Tob Settlement Rev Rfdg	5.000	06/01/18	1,395,460
				<u>36,045,810</u>
South Dakota 0.5%				
2,250	Deadwood, SD Ctf Partn (ACA Insd)	6.375	11/01/20	2,250,360
1,000	South Dakota St Hlth & Ed Fac Auth Rev Children's Care Hosp Rfdg	6.125	11/01/29	1,010,160
565	South Dakota St Hlth & Ed Fac Auth Rev Vocational Ed Prog, Ser A (AMBAC Insd)	5.400	08/01/13	569,153
				<u>3,829,673</u>
Tennessee 2.4%				
4,345	Chattanooga, TN Hlth Ed & Hsg Fac Brd Rev CDFI Phase I LLC Proj Rfdg, Ser A	5.125	10/01/35	3,454,753
3,500	Johnson City, TN Hlth & Ed Fac Brd Hosp Rev First Mtg Mtn St Hlth Rfdg, Ser A (NATL Insd) (Prerefunded @ 7/01/12)	7.500	07/01/25	3,970,120
5,345	Johnson City, TN Hlth & Ed Fac Brd Hosp Rev First Mtg Mtn St Hlth, Ser A	5.500	07/01/36	5,191,759
4,550	Shelby Cnty, TN Hlth Ed & Hsg Fac Brd Rev Methodist, Ser B (FSA Insd) (a)	5.250	09/01/27	4,698,489
				<u>17,315,121</u>
Texas 16.4%				
2,375	Alliance Arprt Auth Inc TX Spl Fac Rev FedEx Corp Proj Rfdg (AMT)	4.850	04/01/21	2,269,312
300	Brazos Cnty, TX Hlth Fac Dev Oblig Grp	5.375	01/01/32	281,337
1,000	Brazos Riv, TX Hbr Nav Dist Brazoria Cnty Rev Rfdg Dow Chemical Co	5.250	10/01/11	1,011,610
1,080	Dallas Cnty, TX Flood Ctl Dist Rfdg	6.750	04/01/16	1,148,083
1,875	Dallas, TX Civic Ctr Rfdg & Impt (AGL Insd)	5.000	08/15/18	2,020,650
2,200	Dallas, TX Civic Ctr Rfdg & Impt (AGL Insd)	5.000	08/15/19	2,363,746
4,000	Dallas-Fort Worth, TX Intl Arprt Rev Impt & Rfdg, Ser A (BHAC Insd) (AMT)	5.500	11/01/31	4,022,520
1,050	Dallas-Fort Worth, TX Intl Arprt Rev Jt, Ser C (NATL Insd) (AMT)	5.750	11/01/18	1,051,123

Van Kampen Trust for Investment Grade Municipals

Portfolio of Investments ■ October 31, 2009 *continued*

Par Amount (000)	Description	Coupon	Maturity	Value
Texas (Continued)				
\$ 2,000	Dallas-Fort Worth, TX Intl Arpt Rev Jt, Ser C (NATL Insd) (AMT)	6.000%	11/01/23	\$ 2,001,720
4,000	Dallas-Fort Worth, TX Intl Arpt Rev, Ser A (NATL Insd) (AMT)	5.750	11/01/30	4,001,400
7,960	El Paso Cnty, TX Hosp Dist, Ser A (AGL Insd) (a)	5.000	08/15/37	8,089,708
1,500	Gulf Coast Waste Disp Auth TX Waste Mgmt, Ser D (AMT)	4.550	04/01/12	1,500,285
1,200	Harris Cnty, TX Hlth Fac Dev Corp Hosp Rev Rfdg Mem Hermann Hlthcare Sys, Ser B.	7.250	12/01/35	1,345,788
1,000	Harris Cnty, TX Hlth Fac Dev Mem Hermann Hlthcare, Ser A (Prerefunded @ 6/01/11)	6.375	06/01/29	1,097,690
1,000	Harris Cnty, TX Sr Lien Toll Rd, Ser A (a)	5.000	08/15/32	1,036,775
1,000	Houston, TX Arpt Sys Rev Sub Lien, Ser A (FSA Insd) (AMT)	5.625	07/01/30	1,002,160
12,800	Houston, TX Util Sys Rev Rfdg Comb First Lien, Ser A (FSA Insd) (a)	5.000	11/15/36	13,062,976
5,025	Judson, TX Indpt Sch Dist Sch Bldg (AGL Insd) (a)	5.000	02/01/37	5,110,199
1,650	Lufkin, TX Hlth Fac Dev Corp Hlth Sys Rev Mem Hlth Sys East TX	5.500	02/15/32	1,478,367
1,250	Lufkin, TX Hlth Fac Dev Corp Hlth Sys Rev Mem Hlth Sys East TX	5.500	02/15/37	1,096,875
1,825	McLennan Cnty, TX Pub Fac Corp Proj Rev.	6.625	06/01/35	1,990,856
1,410	Mesquite, TX Hlth Fac Dev Retirement Fac Christian Care Ctr	5.625	02/15/35	1,202,095
1,500	Mesquite, TX Hlth Fac Dev Retirement Fac Christian Care Ctr (Prerefunded @ 2/15/10)	7.500	02/15/18	1,545,570
1,100	Metropolitan Hlth Fac Dev Corp TX Wilson N Jones Mem Hosp Proj.	7.200	01/01/21	1,083,313
1,500	Metropolitan Hlth Fac Dev Corp TX Wilson N Jones Mem Hosp Proj.	7.250	01/01/31	1,419,375
1,500	Mission, TX Econ Dev Corp Solid Waste Disp Rev Waste Mgmt Inc Proj (AMT) (b)	6.000	08/01/20	1,595,940
5,750	North Central, TX Hlth Fac Dev Corp Rev Hosp Childrens Med Ctr Dallas (AMBAC Insd)	5.250	08/15/32	5,776,968
1,000	North TX Twy Auth Rev Rfdg Sys First Tier, Ser B	5.625	01/01/28	1,025,910
1,000	North TX Twy Auth Rev Rfdg Sys First Tier, Ser B	6.000	01/01/26	1,058,750
1,420	North TX Twy Auth Rev Rfdg Sys First Tier, Ser B	6.000	01/01/27	1,496,637
2,250	North TX Twy Auth Rev Sys First Tier Rfdg, Ser L-2 (b)	6.000	01/01/38	2,437,628
4,300	North TX Twy Auth Rev Toll Second Tier Rfdg, Ser F.	5.750	01/01/33	4,386,602
1,000	Tarrant Cnty, TX Cultural Ed Fac Fin Corp Retirement Fac Buckingham Sr Living Cmnty Inc	5.625	11/15/27	898,020
4,200	Tarrant Cnty, TX Cultural Ed Fac Fin Corp Retirement Fac Buckingham Sr Living Cmnty Inc	5.750	11/15/37	3,640,938

Van Kampen Trust for Investment Grade Municipals

Portfolio of Investments ■ October 31, 2009 *continued*

Par Amount (000)	Description	Coupon	Maturity	Value
Texas (Continued)				
\$ 8,000	Tarrant Cnty, TX Cultural Ed Fac Fin Corp Retirement Fac Buckner Retirement Svc Inc Proj	5.250%	11/15/37	\$ 7,170,480
650	Tarrant Cnty, TX Cultural Ed Fac Fin Corp Retirement Fac CC Young Mem Home Proj	5.750	02/15/25	548,230
4,900	Tarrant Cnty, TX Cultural Ed Fac Fin Corp Rev Christus Hlth Rfdg, Ser A (AGL Insd)	6.250	07/01/28	5,364,569
4,000	Texas A & M Univ Revs Fin Sys, Ser A	5.000	05/15/28	4,276,960
8,700	Texas Commn Mobility Fd (a)	5.000	04/01/28	9,313,220
460	Texas St Pub Ppty Fin Corp Rev Mental Hlth & Retardation Rfdg (FSA Insd)	5.500	09/01/13	465,336
2,750	Texas St Vets Housing Assistance Pgm Vet, Ser B (FHA Gtd) (AMT)	6.100	06/01/31	2,751,788
1,500	Texas Wtr Dev Brd Rev St Revolving Fd Sr Lien, Ser B	5.250	07/15/17	1,513,365
4,900	Tyler, TX Hlth Fac Dev Corp Hosp Rev & Impt East TX Med Ctr Rfdg, Ser A	5.375	11/01/37	4,511,920
				<u>120,466,794</u>
Utah 0.3%				
1,000	Utah Hsg Corp Single Family Mtg Rev, Ser E (AMT) (a)	5.250	01/01/39	988,165
1,100	Utah St Charter Sch Fin Auth Charter Sch Rev Summit Academy, Ser A	5.800	06/15/38	947,265
				<u>1,935,430</u>
Virginia 0.6%				
750	Lexington, VA Indl Dev Auth Residential Care Fac Rev Mtg Kendal at Lexington, Ser A	5.500	01/01/37	567,915
750	Peninsula Town Ctr Cmnty Dev Auth VA Spl Oblig	6.450	09/01/37	624,540
800	Tobacco Settlement Fin Corp VA	5.500	06/01/26	888,360
2,000	White Oak Vlg Shops VA Cmnty Dev Auth Spl Assmt Rev	5.300	03/01/17	1,939,600
				<u>4,020,415</u>
Washington 2.2%				
2,500	Energy Northwest WA Elec Rev Proj No 3 Rfdg, Ser A (FSA Insd)	5.500	07/01/18	2,677,575
1,000	Goat Hill Ppty WA Lease Rev Govt Office Bldg Proj (NATL Insd)	5.000	12/01/33	1,014,290
1,950	Kalispel Tribe Indians Priority Dist WA Rev	6.625	01/01/28	1,673,587
1,000	Port Seattle, WA Rev, Ser B (NATL Insd) (AMT)	5.625	02/01/24	1,003,080
1,435	Radford Ct Ppty WA Student Hsg Rev (NATL Insd)	6.000	06/01/15	1,488,296
1,585	Radford Ct Ppty WA Student Hsg Rev (NATL Insd)	6.000	06/01/16	1,643,867
1,000	Seattle, WA Muni Lt & Pwr Rev	5.625	12/01/18	1,039,280
3,000	Spokane, WA Pub Fac Dist Hotel Motel & Sales Use Tax (NATL Insd)	5.250	09/01/33	3,025,080

Van Kampen Trust for Investment Grade Municipals

Portfolio of Investments ■ October 31, 2009 *continued*

Par Amount (000)	Description	Coupon	Maturity	Value
Washington (Continued)				
\$ 2,325	Washington St Hsg Fin Commn Nonprofit Rev Custodial Rcpt Wesley Homes, Ser 2007A-2027 (Acquired 05/07/08, Cost \$2,325,000) (f)	6.000%	01/01/27	\$ 2,062,717
1,000	Washington St Hsg Fin Commn Nonprofit Rev Skyline at First Hill Proj, Ser A	5.625	01/01/38	<u>742,600</u>
				<u>16,370,372</u>
West Virginia 0.6%				
250	Ohio Cnty, WV Cnty Commn Tax Increment Rev Fort Henry Ctr Fin Dist, Ser A	5.625	06/01/22	235,882
1,290	Pleasants Cnty, WV Pollutn Ctl Rev Cnty Comm Allegheny Rfdg, Ser F	5.250	10/15/37	1,192,373
1,500	West Virginia St Hosp Fin Auth Hosp Rev Thomas Hlth Sys	6.000	10/01/20	1,464,525
1,695	West Virginia St Hosp Fin Auth Hosp Rev Thomas Hlth Sys	6.250	10/01/23	<u>1,624,454</u>
				<u>4,517,234</u>
Wisconsin 2.5%				
2,000	Southeast WI Professional Baseball Pk Dist Sales Tax Rev Rfdg, Ser A (NATL Insd)	5.500	12/15/20	2,402,500
700	Superior, WI Collateralized Util Rev Superior Wtr Lt & Pwr Proj Rfdg, Ser A (AMT)	5.375	11/01/21	702,933
625	Superior, WI Collateralized Util Rev Superior Wtr Lt & Pwr Proj, Ser B (AMT)	5.750	11/01/37	616,437
4,100	Wisconsin Hsg & Econ Dev Auth Home Ownership Rev, Ser A (AMT) (a)	5.300	09/01/23	4,237,719
4,895	Wisconsin Hsg & Econ Dev Auth Home Ownership Rev, Ser A (AMT) (a)	5.500	09/01/28	5,023,004
1,545	Wisconsin St Gen Rev Appropriation Rev, Ser A	5.375	05/01/25	1,684,390
1,400	Wisconsin St Hlth & Ed Fac Auth Rev Aurora Hlthcare Inc, Ser B (b)	5.125	08/15/27	1,421,784
1,825	Wisconsin St Hlth & Ed Fac Auth Rev Pro Hlthcare Inc Oblig Group	6.625	02/15/39	<u>1,964,357</u>
				<u>18,053,124</u>
Wyoming 0.5%				
1,850	Sweetwater Cnty, WY Pollutn Ctl Rev ID Pwr Co Proj Rfdg	5.250	07/15/26	1,925,295
2,000	Sweetwater Cnty, WY Solid Waste Disp Rev FMC Corp Proj Rfdg (AMT)	5.600	12/01/35	<u>1,880,060</u>
				<u>3,805,355</u>
Guam 0.1%				
690	Guam Pwr Auth Rev, Ser A (AMBAC Insd)	5.250	10/01/34	<u>626,209</u>
Puerto Rico 0.8%				
1,000	Puerto Rico Indl Tourist Ed Med & Environmental Ctl Fac Fin Auth Higher Ed Rev	5.375	02/01/19	939,110

Van Kampen Trust for Investment Grade Municipals

Portfolio of Investments ■ October 31, 2009 *continued*

Par Amount (000)	Description	Coupon	Maturity	Value
Puerto Rico (Continued)				
\$ 50	Puerto Rico Pub Bldgs Auth Rev Govt Fac, Ser I (Comwth Gtd) (Prerefunded @ 7/01/14)	5.250%	07/01/33	\$ 56,648
4,350	Puerto Rico Sales Tax Fin Corp Sales Tax Rev First Sub, Ser A (b)	5.000	08/01/39	<u>4,520,955</u>
				<u>5,516,713</u>
U.S. Virgin Islands 0.4%				
1,500	Virgin Islands Pub Fin Auth Rev Gross Rcpt Taxes Ln Nt, Ser A	6.375	10/01/19	1,534,230
1,000	Virgin Islands Pub Fin Auth Rev Gross Rcpt Taxes Ln Nt, Ser A (ACA Insd) (Prerefunded @ 10/01/10)	6.125	10/01/29	<u>1,062,590</u>
				<u>2,596,820</u>
Total Long-Term Investments 172.5%				
(Cost \$1,272,448,949)				<u>1,265,471,506</u>
Total Short-Term Investments 0.7%				
(Cost \$5,390,000)				<u>5,390,000</u>
Total Investments 173.2%				
(Cost \$1,277,838,949)				1,270,861,506
Liability for Floating Rate Note Obligations Related to Securities Held (24.1%)				
(Cost (\$177,010,000))				
(177,010)	Notes with interest rates ranging from 0.19% to 0.91% at October 31, 2009 and contractual maturities of collateral ranging from 2022 to 2041 (See Note 1 (G) in the Notes to Financial Statements) (h)			<u>(177,010,000)</u>
Total Net Investments 149.1%				
(Cost \$1,100,828,949)				1,093,851,506
Other Assets in Excess of Liabilities 5.7%				41,785,649
Preferred Shares (including accrued distributions) (54.8%)				<u>(402,037,120)</u>
Net Assets Applicable to Common Shares 100.0%				<u>\$ 733,600,035</u>

Percentages are calculated as a percentage of net assets applicable to common shares.

* Zero coupon bond

(a) Underlying security related to Inverse Floaters entered into by the Trust. See Note 1 (G) in the Notes to Financial Statements for further information.

(b) Variable Rate Coupon

Van Kampen Trust for Investment Grade Municipals

Portfolio of Investments ■ October 31, 2009 *continued*

- (c) 144A-Private Placement security which is exempt from registration under Rule 144A of the Securities Act of 1933, as amended. This security may only be resold in transactions exempt from registration which are normally those transactions with qualified institutional buyers.
- (d) Escrowed to Maturity
- (e) Security has been deemed illiquid.
- (f) Security is restricted and may be resold only in transactions exempt from registration which are normally those transactions with qualified institutional buyers. Restricted securities comprise 0.9% of net assets applicable to common shares.
- (g) Interest is accruing at less than the stated coupon. Coupon is shown as stated coupon/actual coupon.
- (h) Floating rate notes. The interest rates shown reflect the rates in effect at October 31, 2009.

ACA—American Capital Access
 AGC—AGC Insured Custody Certificates
 AGL—Assured Guaranty Ltd.
 AMBAC—AMBAC Indemnity Corp.
 AMT—Alternative Minimum Tax
 BHAC—Berkshire Hathaway Assurance Corp.
 Comwth—Commonwealth of Puerto Rico
 FGIC—Financial Guaranty Insurance Co.
 FHA—Federal Housing Administration
 FSA—Financial Security Assurance Inc.
 GNMA—Government National Mortgage Association
 NATL—National Public Finance Guarantee Corp.
 Syncora—Syncora Guarantee Inc.

Fair Value Measurements

Various inputs are used in determining the value of the Trust's investments. These inputs are summarized in the three broad levels listed below. (See Note 1(B) in the Notes to the Financial Statements for further information regarding fair value measurements.)

The following is a summary of the inputs used as of October 31, 2009 in valuing the Trust's investments carried at value:

Investment	Level 1	Level 2	Level 3	Total
	Quoted Prices	Other Significant Observable Inputs	Significant Unobservable Inputs	
Investments in an Asset Position				
Municipal Bonds				
Securities Issued by states of the United States and Political Subdivisions of the United States	\$—	\$1,270,861,506	\$—	\$1,270,861,506

Van Kampen Trust for Investment Grade Municipals

Financial Statements

Statement of Assets and Liabilities

October 31, 2009

Assets:

Total Investments (Cost \$1,277,838,949)	\$1,270,861,506
Cash	6,959,461
Receivables:	
Interest	20,651,051
Investments Sold	19,746,305
Other	293
Total Assets	<u>1,318,218,616</u>

Liabilities:

Payables:	
Floating Rate Note Obligations	177,010,000
Investments Purchased	3,024,758
Investment Advisory Fee	493,458
Income Distributions—Common Shares	162,101
Other Affiliates	104,849
Trustees' Deferred Compensation and Retirement Plans	1,483,276
Accrued Expenses	<u>303,019</u>
Total Liabilities	182,581,461
Preferred Shares (including accrued distributions)	<u>402,037,120</u>
Net Assets Applicable to Common Shares	<u>\$ 733,600,035</u>

Net Asset Value Per Common Share (\$733,600,035 divided by 53,846,492 shares outstanding)	<u>\$ 13.62</u>
--	-----------------

Net Assets Consist of:

Common Shares (\$0.01 par value with an unlimited number of shares authorized, 53,846,492 shares issued and outstanding)	\$ 538,465
Paid in Surplus	823,164,686
Accumulated Undistributed Net Investment Income	22,478,324
Accumulated Net Realized Loss	(105,603,997)
Net Unrealized Depreciation	<u>(6,977,443)</u>
Net Assets Applicable to Common Shares	<u>\$ 733,600,035</u>
Preferred Shares (\$0.01 par value, authorized 100,000,000 shares, 16,080 issued with liquidation preference of \$25,000 per share)	<u>\$ 402,000,000</u>
Net Assets Including Preferred Shares	<u>\$1,135,600,035</u>

Van Kampen Trust for Investment Grade Municipals

Financial Statements *continued*

Statement of Operations

For the Year Ended October 31, 2009

Investment Income:

Interest \$ 72,243,231

Expenses:

Investment Advisory Fee 6,508,927

Interest and Residual Trust Expense 2,199,739

Preferred Share Maintenance 842,726

Professional Fees 301,534

Accounting and Administrative Expenses 266,392

Transfer Agent Fees 164,231

Trustees' Fees and Related Expenses 132,417

Reports to Shareholders 89,966

Custody 63,235

Registration Fees 40,001

Other 29,932

Total Expenses 10,639,100

Investment Advisory Fee Reduction 1,183,440

Less Credits Earned on Cash Balances 1,820

Net Expenses 9,453,840

Net Investment Income \$ 62,789,391

Realized and Unrealized Gain/Loss:

Net Realized Loss (41,922,716)

Unrealized Appreciation/Depreciation:

Beginning of the Period (178,981,146)

End of the Period (6,977,443)

Net Unrealized Appreciation During the Period 172,003,703

Net Realized and Unrealized Gain \$ 130,080,987

Distributions to Preferred Shareholders \$ (2,436,422)

Net Increase in Net Assets Applicable to Common Shares from Operations \$ 190,433,956

Van Kampen Trust for Investment Grade Municipals

Financial Statements *continued*

Statements of Changes in Net Assets

	For The Year Ended October 31, 2009	For The Year Ended October 31, 2008
From Investment Activities:		
Operations:		
Net Investment Income	\$ 62,789,391	\$ 68,828,372
Net Realized Loss	(41,922,716)	(54,091,880)
Net Unrealized Appreciation/Depreciation During the Period	172,003,703	(219,980,173)
Distributions to Preferred Shareholders:		
Net Investment Income	<u>(2,436,422)</u>	<u>(16,126,788)</u>
Change in Net Assets Applicable to Common Shares from Operations	190,433,956	(221,370,469)
Distributions to Common Shareholders:		
Net Investment Income	<u>(47,880,329)</u>	<u>(45,002,791)</u>
Net Change in Net Assets Applicable to Common Shares from Investment Activities	<u>142,553,627</u>	<u>(266,373,260)</u>
From Capital Transactions:		
Value of Common Shares Issued Through Dividend Reinvestment	314,233	-0-
Repurchase of Shares	<u>(93,449)</u>	<u>(10,565,264)</u>
Net Change in Net Assets Applicable to Common Shares from Capital Transactions	<u>220,784</u>	<u>(10,565,264)</u>
Total Increase/Decrease in Net Assets Applicable to Common Shares	142,774,411	(276,938,524)
Net Assets Applicable to Common Shares:		
Beginning of the Period	<u>590,825,624</u>	<u>867,764,148</u>
End of the Period (Including accumulated undistributed net investment income of \$22,478,324 and \$10,317,706, respectively)	<u>\$733,600,035</u>	<u>\$ 590,825,624</u>

Van Kampen Trust for Investment Grade Municipals

Financial Statements *continued*

Statement of Cash Flows

For the Year Ended October 31, 2009

Change in Net Assets from Operations (including Preferred Share Distributions)	\$ 190,433,956
Adjustments to Reconcile the Change in Net Assets from Operations to Net Cash Provided by Operating Activities:	
Purchases of Investments	(205,836,981)
Proceeds from Sales of Investments	263,495,306
Net Purchases of Short-Term Investments	(5,390,000)
Amortization of Premium	1,252,072
Accretion of Discount	(2,500,109)
Net Realized Loss on Investments	41,922,716
Net Change in Unrealized Appreciation on Investments	(172,003,703)
Decrease in Interest Receivable	480,364
Decrease in Other Assets	639
Increase in Investment Advisory Fee Payable	58,139
Increase in Other Affiliates Payable	39,617
Increase in Trustees' Deferred Compensation and Retirement Plans	127,401
Decrease in Accrued Expenses	(31,921)
Decrease in Custodian Bank Payable	(2,024,802)
Total Adjustments	(80,411,262)
Net Cash Provided by Operating Activities	<u>110,022,694</u>
Cash Flows From Financing Activities	
Repurchased Shares	(93,449)
Dividends Paid	(48,174,784)
Proceeds from and Repayments of Floating Rate Note Obligations	(27,995,000)
Retirement of Preferred Shares	<u>(26,800,000)</u>
Net Cash Used for Financing Activities	<u>(103,063,233)</u>
Net Increase in Cash	6,959,461
Cash at the Beginning of the Period	<u>0</u>
Cash at the End of the Period	<u>\$ 6,959,461</u>
Supplemental Disclosures of Cash Flow Information	
Cash Paid During the Year for Interest	<u>\$ 2,199,739</u>

Van Kampen Trust for Investment Grade Municipals

Financial Highlights

The following schedule presents financial highlights for one common share of the Trust outstanding throughout the periods indicated.

	Year Ended October 31,				
	2009	2008	2007	2006	2005
Net Asset Value, Beginning of the Period	\$ 10.98	\$ 15.89	\$ 16.97	\$ 16.80	\$ 17.34
Net Investment Income	1.17(a)	1.27(a)	1.18(a)	1.11(a)	1.09
Net Realized and Unrealized Gain/Loss	2.41	(5.05)	(1.06)	0.47	(0.48)
Common Share Equivalent of Distributions Paid to Preferred Shareholders:					
Net Investment Income	(0.05)	(0.30)	(0.37)	(0.29)	(0.22)
Net Realized Gain	-0-	-0-	(0.01)	(0.06)	-0-
Total from Investment Operations	3.53	(4.08)	(0.26)	1.23	0.39
Distributions Paid to Common Shareholders:					
Net Investment Income	(0.89)	(0.83)	(0.80)	(0.82)	(0.93)
Net Realized Gain	-0-	-0-	(0.02)	(0.24)	-0-
Net Asset Value, End of the Period	<u>\$ 13.62</u>	<u>\$ 10.98</u>	<u>\$ 15.89</u>	<u>\$ 16.97</u>	<u>\$ 16.80</u>
Common Share Market Price at End of the Period	\$ 13.55	\$ 10.11	\$ 14.11	\$ 14.94	\$ 14.61
Total Return* (b)	44.66%	-23.77%	-0.39%	9.86%	1.31%
Net Assets Applicable to Common Shares at End of the Period (In millions)	\$ 733.6	\$ 590.8	\$ 867.8	\$ 743.4	\$ 736.0
Ratio of Expenses to Average Net Assets Applicable to Common Shares* (c)	1.46%	2.23%	2.45%	1.28%	1.17%
Ratio of Net Investment Income to Average Net Assets Applicable to Common Shares* (c)	9.70%	8.78%	7.85%	6.68%	6.51%
Portfolio Turnover	17%	55%	26%	25%	25%
* If certain expenses had not been voluntarily assumed by Van Kampen, total return would have been lower and the ratios would have been as follows:					
Ratio of Expenses to Average Net Assets Applicable to Common Shares (c)	1.64%	2.40%	2.61%	N/A	N/A
Ratio of Net Investment Income to Average Net Assets Applicable to Common Shares (c)	9.52%	8.61%	7.69%	N/A	N/A
Supplemental Ratios:					
Ratio of Expenses (Excluding Interest and Residual Trust Expenses) to Average Net Assets Applicable to Common Shares (c)	1.12%	0.98%	1.12%	1.17%	1.17%
Ratio of Net Investment Income to Average Net Assets Applicable to Common Shares (d)	9.32%	6.72%	5.36%	4.94%	5.22%
Senior Securities:					
Total Preferred Shares Outstanding	16,080	17,152	21,440	17,200	17,200
Asset Coverage Per Preferred Share (e)	\$70,624	\$ 59,484	\$65,519	\$68,253	\$67,812
Involuntary Liquidating Preference Per Preferred Share	\$25,000	\$ 25,000	\$25,000	\$25,000	\$25,000
Average Market Value Per Preferred Share	\$25,000	\$ 25,000	\$25,000	\$25,000	\$25,000

(a) Based on average shares outstanding.

(b) Total return assumes an investment at the common share market price at the beginning of the period indicated, reinvestment of all distributions for the period in accordance with the Trust's dividend reinvestment plan, and sale of all shares at the closing common share market price at the end of the period indicated.

(c) Ratios do not reflect the effect of dividend payments to preferred shareholders.

(d) Ratios reflect the effect of dividend payments to preferred shareholders.

(e) Calculated by subtracting the Trust's total liabilities (not including the preferred shares) from the Trust's total assets and dividing this by the number of preferred shares outstanding.

N/A=Not Applicable

Van Kampen Trust for Investment Grade Municipals

Notes to Financial Statements ■ October 31, 2009

1. Significant Accounting Policies

Van Kampen Trust for Investment Grade Municipals (the “Trust”) is registered as a diversified, closed-end management investment company under the Investment Company Act of 1940, as amended (the “1940 Act”). The Trust’s investment objective is to seek to provide a high level of current income exempt from federal income taxes, consistent with preservation of capital. The Trust will invest substantially all of its assets in municipal securities rated investment grade at the time of investment. The Trust commenced investment operations on January 24, 1992.

The following is a summary of significant accounting policies consistently followed by the Trust in the preparation of its financial statements. The preparation of financial statements in conformity with U.S. generally accepted accounting principles (GAAP) requires management to make estimates and assumptions that affect the reported amounts of assets and liabilities and disclosure of contingent assets and liabilities at the date of the financial statements and the reported amounts of revenues and expenses during the reporting period. Actual results could differ from those estimates.

In June 2009, the Financial Accounting Standards Board (FASB) established the FASB Accounting Standards Codification™ (ASC) as the single source of authoritative accounting principles recognized by the FASB in the preparation of financial statements in conformity with GAAP. The ASC supersedes existing non-grandfathered, non-SEC accounting and reporting standards. The ASC did not change GAAP but rather organized it into a hierarchy where all guidance within the ASC carries an equal level of authority. The ASC became effective for financial statements issued for interim and annual periods ending after September 15, 2009. The Trust appropriately updated relevant GAAP references to reflect the new ASC.

A. Security Valuation Municipal bonds are valued by independent pricing services or dealers using the mean of the last reported bid and asked prices or, in the absence of market quotations, at fair value based upon yield data relating to municipal bonds with similar characteristics and general market conditions. Securities which are not valued by independent pricing services or dealers are valued at fair value using procedures established in good faith by the Board of Trustees. Factors considered in making this determination may include, but are not limited to, information obtained by contacting the issuer, analysts, or the appropriate stock exchange (for exchange-traded securities), analysis of the issuer’s financial statements or other available documents and, if necessary, available information concerning other securities in similar circumstances. Futures contracts are valued at the settlement price established each day on the exchange on which they are traded. Short-term securities with remaining maturities of 60 days or less are valued at amortized cost, which approximates fair value.

B. Fair Value Measurements The Trust adopted FASB ASC 820, *Fair Value Measurements and Disclosures* (ASC 820) (formerly known as FAS 157), effective November 1, 2008. In accordance with ASC 820, fair value is defined as the price that the Trust would receive to sell an investment or pay to transfer a liability in an orderly transaction with an independent buyer in the principal market, or in the absence of a principal market the most advantageous market for the investment or liability. ACS 820 establishes a three-tier hierarchy to distinguish between (1) inputs that reflect the assumptions market participants would use in pricing an asset or liability developed based on market data obtained from sources independent of the reporting entity (observable inputs) and (2) inputs that reflect the reporting entity’s own

Van Kampen Trust for Investment Grade Municipals

Notes to Financial Statements ■ October 31, 2009 *continued*

assumptions about the assumptions market participants would use in pricing an asset or liability developed based on the best information available in the circumstances (unobservable inputs) and to establish classification of fair value measurements for disclosure purposes. Various inputs are used in determining the value of the Trust's investments. The inputs are summarized in the three broad levels listed below.

Level 1—quoted prices in active markets for identical investments

Level 2—other significant observable inputs (including quoted prices for similar investments, interest rates, prepayment speeds, credit risk, etc.)

Level 3—significant unobservable inputs (including the Trust's own assumptions in determining the fair value of investments)

The inputs or methodology used for valuing securities are not necessarily an indication of the risk associated with investing in those securities.

C. Security Transactions Security transactions are recorded on a trade date basis. Realized gains and losses are determined on an identified cost basis. The Trust may purchase and sell securities on a "when-issued" or "delayed delivery" basis, with settlement to occur at a later date. The value of the security so purchased is subject to market fluctuations during this period. Purchasing securities on this basis involves a risk that the market value at the time of delivery may be lower than the agreed upon purchase price resulting in an unrealized loss. The Trust will segregate assets with the custodian having an aggregate value at least equal to the amount of the when-issued or delayed delivery purchase commitments until payment is made. At October 31, 2009, the Trust had no when-issued or delayed delivery purchase commitments.

D. Investment Income Interest income is recorded on an accrual basis. Bond premium is amortized and discount is accreted over the expected life of each applicable security.

E. Federal Income Taxes It is the Trust's policy to comply with the requirements of Subchapter M of the Internal Revenue Code applicable to regulated investment companies and to distribute substantially all of its taxable income to its shareholders. Therefore, no provision for federal income taxes is required. Management has concluded there are no significant uncertain tax positions that would require recognition in the financial statements. If applicable, the Trust recognizes interest accrued related to unrecognized tax benefits in "Interest Expense" and penalties in "Other" expenses on the Statement of Operations. The Trust files tax returns with the U.S. Internal Revenue Service and various states. Generally, each of the tax years in the four year period ended October 31, 2009, remains subject to examination by taxing authorities.

The Trust intends to utilize provisions of the federal income tax laws which allow it to carry a realized capital loss forward for eight years following the year of the loss and offset these losses against any future realized capital gains. At October 31, 2009, the Trust had an

Van Kampen Trust for Investment Grade Municipals

Notes to Financial Statements ■ October 31, 2009 *continued*

accumulated capital loss carryforward for tax purposes of \$105,876,852, which will expire according to the following schedule:

Amount	Expiration
\$11,260,708	October 31, 2015
54,105,639	October 31, 2016
40,510,505	October 31, 2017

At October 31, 2009, the cost and related gross unrealized appreciation and depreciation were as follows:

Cost of investments for tax purposes	<u>\$1,098,696,887</u>
Gross tax unrealized appreciation	\$ 68,185,433
Gross tax unrealized depreciation	<u>(73,026,392)</u>
Net tax unrealized depreciation on investments	<u>\$ (4,840,959)</u>

F. Distribution of Income and Gains The Trust declares and pays monthly dividends from net investment income to common shareholders. Net realized gains, if any, are distributed at least annually on a pro rata basis to common and preferred shareholders. Distributions from net realized gains for book purposes may include short-term capital gains and a portion of future gains, which are included as ordinary income for tax purposes.

The tax character of distributions paid during the years ended October 31, 2009 and 2008 was as follows:

	2009	2008
Distributions paid from:		
Ordinary income	\$ 274,921	\$ 142,380
Tax exempt income	<u>50,650,518</u>	<u>61,279,813</u>
	<u>\$50,925,439</u>	<u>\$61,422,193</u>

Permanent differences, primarily due to accretion, resulted in the following reclassifications among the Trust's components of net assets at October 31, 2009:

Accumulated Undistributed Net Investment Income	Accumulated Net Realized Loss	Paid in Surplus
\$(312,022)	\$315,382	\$(3,360)

As of October 31, 2009, the components of distributable earnings on a tax basis were as follows:

Undistributed ordinary income	\$ 93,302
Undistributed tax-exempt income	22,610,886

Net realized gains or losses may differ for financial reporting and tax purposes as a result of gains or losses recognized for tax purposes but not for book purposes.

Van Kampen Trust for Investment Grade Municipals

Notes to Financial Statements ■ October 31, 2009 *continued*

G. Floating Rate Note Obligations Related to Securities Held The Trust enters into transactions in which it transfers to dealer trusts fixed rate bonds in exchange for cash and residual interests in the dealer trusts' assets and cash flows, which are in the form of inverse floating rate investments. The dealer trusts fund the purchases of the fixed rate bonds by issuing floating rate notes to third parties and allowing the Trust to retain residual interests in the bonds. The Trust enters into shortfall agreements with the dealer trusts, which commit the Trust to pay the dealer trusts, in certain circumstances, the difference between the liquidation value of the fixed rate bonds held by the dealer trusts and the liquidation value of the floating rate notes held by third parties, as well as any shortfalls in interest cash flows. The residual interests held by the Trust (inverse floating rate investments) include the right of the Trust (1) to cause the holders of the floating rate notes to tender their notes at par at the next interest rate reset date, and (2) to transfer the municipal bond from the dealer trusts to the Trust, thereby collapsing the dealer trusts. The Trust accounts for the transfer of bonds to the dealer trusts as secured borrowings, with the securities transferred remaining in the Trust's investment assets, and the related floating rate notes reflected as Trust liabilities under the caption "Floating Rate Note Obligations" on the Statement of Assets and Liabilities. The Trust records the interest income from the fixed rate bonds under the caption "Interest" and records the expenses related to floating rate note obligations and any administrative expenses of the dealer trusts under the caption "Interest and Residual Trust Expenses" on the Trust's Statement of Operations. The notes issued by the dealer trusts have interest rates that reset weekly and the floating rate note holders have the option to tender their notes to the dealer trusts for redemption at par at each reset date. At October 31, 2009, Trust investments with a value of \$310,394,495 are held by the dealer trusts and serve as collateral for the \$177,010,000 in floating rate notes outstanding at that date. Contractual maturities of the floating rate notes and interest rates in effect at October 31, 2009 are presented on the Portfolio of Investments. The average floating rate notes outstanding and average annual interest and fee rate related to residual interests during the year ended October 31, 2009 were \$176,861,656 and 1.24%, respectively.

H. Credits Earned on Cash Balances During the year ended October 31, 2009 the Trust's custody fee was reduced by \$1,820 as a result of credits earned on cash balances.

I. Reporting Subsequent Events Management has evaluated the impact of any subsequent events through December 21, 2009, the date the financial statements were effectively issued. Management has determined that there are no material events or transactions that would affect the Trust's financial statements or require disclosure in the Trust's financial statements through this date.

2. Investment Advisory Agreement and Other Transactions with Affiliates

Under the terms of the Trust's Investment Advisory Agreement, Van Kampen Asset Management (the "Adviser") provides investment advice and facilities to the Trust for an annual fee payable monthly of 0.55% of the average daily net assets including current preferred shares and leverage of \$134,000,000 entered into to retire previously issued preferred shares of the Trust. The Adviser has agreed to waive investment advisory fees equal to 0.10% of the average daily net assets including current preferred shares and leverage of \$134,000,000 entered into to retire previously issued shares of the Trust. During the year ended October 31, 2009,

Van Kampen Trust for Investment Grade Municipals

Notes to Financial Statements ■ October 31, 2009 *continued*

the Adviser waived approximately \$1,183,400 of its advisory fees. This waiver is voluntary and can be discontinued at any time.

For the year ended October 31, 2009, the Trust recognized expenses of approximately \$191,700 representing legal services provided by Skadden, Arps, Slate, Meagher & Flom LLP, of which a trustee of the Trust is a partner of such firm and he and his law firm provide legal services as legal counsel to the Trust.

Under separate Legal Services, Accounting Services and Chief Compliance Officer (CCO) Employment agreements, the Adviser provides accounting and legal services and the CCO provides compliance services to the Trust. The costs of these services are allocated to each trust. For the year ended October 31, 2009, the Trust recognized expenses of approximately \$154,800 representing Van Kampen Investments Inc.'s or its affiliates' (collectively "Van Kampen") cost of providing accounting and legal services to the Trust, as well as the salary, benefits and related costs of the CCO and related support staff paid by Van Kampen. Services provided pursuant to the Legal Services agreement are reported as part of "Professional Fees" on the Statement of Operations. Services provided pursuant to the Accounting Services and CCO Employment agreement are reported as part of "Accounting and Administrative Expenses" on the Statement of Operations.

Certain officers and trustees of the Trust are also officers and directors of Van Kampen. The Trust does not compensate its officers or trustees who are also officers of Van Kampen.

The Trust provides deferred compensation and retirement plans for its trustees who are not officers of Van Kampen. Under the deferred compensation plan, trustees may elect to defer all or a portion of their compensation to a later date. Benefits under the retirement plan are payable upon retirement for a ten-year period and are based upon each trustee's years of service to the Trust. The maximum annual benefit per trustee under the plan is \$2,500.

3. Capital Transactions

For the years ended October 31, 2009 and 2008, transactions in common shares were as follows:

	Year Ended October 31, 2009	Year Ended October 31, 2008
Beginning Shares	53,831,731	54,609,130
Shares Issued Through Dividend Reinvestment	24,561	182
Shares Repurchased *	<u>(9,800)</u>	<u>(777,581)</u>
Ending Shares	<u>53,846,492</u>	<u>53,831,731</u>

* The Trust has a share repurchase program for purposes of enhancing stockholder value and reducing the discount at which the Trust's shares trade from its net asset value. For years ended October 31, 2009 and 2008, the Trust repurchased 9,800 and 777,581 of its shares, respectively, at an average discount of 11.74% and 8.60%, respectively, from net asset value per share. The Trust expects to continue to repurchase its outstanding shares at such time and in such amounts as it believes such activity will further the accomplishment of the foregoing objectives, subject to the review of the Trustees.

4. Investment Transactions

During the period, the cost of purchases and proceeds from sales of investments, excluding short-term investments, were \$203,747,495 and \$281,945,741, respectively.

Van Kampen Trust for Investment Grade Municipals

Notes to Financial Statements ■ October 31, 2009 *continued*

5. Inverse Floating Securities

The Trust may invest a portion of its assets in inverse floating rate municipal securities, which are variable debt instruments that pay interest at rates that move in the opposite direction of prevailing interest rates. These investments are typically used by the Trust in seeking to enhance the yield of the portfolio or used as an alternative form of leverage in order to redeem a portion of the Trust's preferred shares. Inverse floating rate investments tend to underperform the market for fixed rate bonds in a rising interest rate environment, but tend to outperform the market for fixed rate bonds when interest rates decline or remain relatively stable. Inverse floating rate investments have varying degrees of liquidity. Inverse floating rate securities in which the Trust may invest include derivative instruments such as residual interest bonds ("RIBs") or tender option bonds ("TOBs"). Such instruments are typically created by a special purpose trust that holds long-term fixed rate bonds (which may be tendered by the Trust in certain instances) and sells two classes of beneficial interests: short-term floating rate interests, which are sold to third party investors, and inverse floating residual interests, which are purchased by the Trust. The short-term floating rate interests have first priority on the cash flow from the bonds held by the special purpose trust and the Trust is paid the residual cash flow from the bonds held by the special purpose trust.

The Trust generally invests in inverse floating rate investments that include embedded leverage, thus exposing the Trust to greater risks and increased costs. The market value of a "leveraged" inverse floating rate investment generally will fluctuate in response to changes in market rates of interest to a greater extent than the value of an unleveraged investment. The extent of increases and decreases in the value of inverse floating rate investments generally will be larger than changes in an equal principal amount of a fixed rate security having similar credit quality, redemption provisions and maturity, which may cause the Trust's net asset value to be more volatile than if it had not invested in inverse floating rate investments.

In certain instances, the short-term floating rate interests created by the special purpose trust may not be able to be sold to third parties or, in the case of holders tendering (or putting) such interests for repayment of principal, may not be able to be remarketed to third parties. In such cases, the special purpose trust holding the long-term fixed rate bonds may be collapsed. In the case of RIBs or TOBs created by the contribution of long-term fixed income bonds by the Trust, the Trust will then be required to repay the principal amount of the tendered securities. During times of market volatility, illiquidity or uncertainty, the Trust could be required to sell other portfolio holdings at a disadvantageous time to raise cash to meet that obligation.

6. Derivative Financial Instruments

A derivative financial instrument in very general terms refers to a security whose value is "derived" from the value of an underlying asset, reference rate or index.

The Trust may use derivative instruments for a variety of reasons, such as to attempt to protect the Trust against possible changes in the market value of its portfolio, to manage the portfolio's effective yield, maturity and duration, or generate potential gain. All of the Trust's portfolio holdings, including derivative instruments, are marked to market each day with the change in value reflected in unrealized appreciation/depreciation. Upon disposition, a realized gain or loss is generally recognized.

The Trust adopted FASB ASC 815, *Derivatives and Hedging* (ASC 815) (formerly known as FAS 161), effective May 1, 2009. ASC 815 is intended to improve financial reporting about derivative instruments by requiring enhanced disclosures to enable investors to better

Van Kampen Trust for Investment Grade Municipals

Notes to Financial Statements ■ October 31, 2009 *continued*

understand how and why the Trust uses derivative instruments, how these derivative instruments are accounted for and their effects on the Trust's financial position and results of operations.

The Trust is subject to interest rate risk in the normal course of pursuing its investment objectives. The Trust may use futures contracts to gain exposure to, or hedge against changes in the value of interest rates. A futures contract is an agreement involving the delivery of a particular asset on a specified future date at an agreed upon price. Upon entering into futures contracts, the Trust maintains an amount of cash or liquid securities with a value equal to a percentage of the contract amount with either a futures commission merchant pursuant to rules and regulations promulgated under the 1940 Act, or with its custodian in an account in the broker's name. This amount is known as initial margin. During the period the futures contract is open, payments are received from or made to the broker based upon changes in the value of the contract (variation margin). When entering into futures contracts, the Trust bears the risk of interest or exchange rates or securities prices moving unexpectedly, in which case, the Trust may not achieve the anticipated benefits of the futures contracts and may realize a loss. With futures, there is minimal counterparty credit risk to the Trust since futures are exchange traded and exchange's clearinghouse, as counterparty to all exchange traded futures, guarantees the futures against default. The risk of loss associated with a futures contract is in excess of the variation margin reflected on the Statement of Assets and Liabilities.

There were no transactions in futures contracts for the year ended October 31, 2009.

7. Preferred Shares

The Trust has outstanding 16,080 Auction Preferred Shares (APS) in nine series. Series A, B and C contain 2,250 shares each, Series D contains 1,200 shares, Series E, F and G contain 1,650 shares each, Series H contains 1,680 shares and Series I contains 1,500 shares. Dividends are cumulative and the dividend rates are generally reset every 28 days through an auction process. Beginning on February 15, 2008 and continuing through October 31, 2009, all series of preferred shares of the Trust were not successfully remarketed. As a result, the dividend rates of these preferred shares were reset to the maximum applicable rate on APS. The average rate in effect on October 31, 2009 was 0.189%. During the year ended October 31, 2009, the rates ranged from 0.177% to 4.426%

Historically, the Trust paid annual fees equivalent to 0.25% of the preferred share liquidation value for the remarketing efforts associated with the preferred auction. Effective March 16, 2009, the Trust decreased this amount to 0.15% due to auction failures. In the future, if auctions no longer fail, the Trust may return to an annual fee payment of 0.25% of the preferred share liquidation value. These fees are included as a component of "Preferred Share Maintenance" expense on the Statement of Operations.

The APS are redeemable at the option of the Trust in whole or in part at the liquidation value of \$25,000 per share plus accumulated and unpaid dividends. The Trust is subject to certain asset coverage tests and the APS are subject to mandatory redemption if the tests are not met.

Van Kampen Trust for Investment Grade Municipals

Notes to Financial Statements ■ October 31, 2009 *continued*

The Trust entered into additional inverse floating rate securities as an alternative form of leverage in order to redeem and retire a portion of its preferred shares. For the year ended October 31, 2009, transactions in preferred shares were as follows:

	Series A		Series B		Series C	
	Shares	Value	Shares	Value	Shares	Value
Outstanding at 10/31/08	2,400	\$60,000,000	2,400	\$60,000,000	2,400	\$60,000,000
Amount Retired	(150)	(3,750,000)	(150)	(3,750,000)	(150)	(3,750,000)
Outstanding at 10/31/09	<u>2,250</u>	<u>\$56,250,000</u>	<u>2,250</u>	<u>\$56,250,000</u>	<u>2,250</u>	<u>\$56,250,000</u>

	Series D		Series E		Series F	
	Shares	Value	Shares	Value	Shares	Value
Outstanding at 10/31/08	1,280	\$32,000,000	1,760	\$44,000,000	1,760	\$44,000,000
Amount Retired	(80)	(2,000,000)	(110)	(2,750,000)	(110)	(2,750,000)
Outstanding at 10/31/09	<u>1,200</u>	<u>\$30,000,000</u>	<u>1,650</u>	<u>\$41,250,000</u>	<u>1,650</u>	<u>\$41,250,000</u>

	Series G		Series H		Series I	
	Shares	Value	Shares	Value	Shares	Value
Outstanding at 10/31/08	1,760	\$44,000,000	1,792	\$44,800,000	1,600	\$40,000,000
Amount Retired	(110)	(2,750,000)	(112)	(2,800,000)	(100)	(2,500,000)
Outstanding at 10/31/09	<u>1,650</u>	<u>\$41,250,000</u>	<u>1,680</u>	<u>\$42,000,000</u>	<u>1,500</u>	<u>\$37,500,000</u>

8. Line of Credit

During the year, several Van Kampen municipal funds, including the Trust, entered into a \$150,000,000 joint revolving bank credit facility. The purpose of the facility is to provide availability of funds for short-term liquidity purposes. There were no borrowings under the facility during the year.

9. Indemnifications

The Trust enters into contracts that contain a variety of indemnifications. The Trust's maximum exposure under these arrangements is unknown. However, the Trust has not had prior claims or losses pursuant to these contracts and expects the risk of loss to be remote.

10. Significant Event

On October 19, 2009, Morgan Stanley & Co., Inc., the parent company of Van Kampen Investments, Inc., announced that it has reached a definitive agreement to sell its retail asset management business to Invesco Ltd. The transaction includes a sale of the part of the asset management business that advises funds, including the Van Kampen family of funds. The transaction is subject to certain approvals and other conditions, and is currently expected to close in mid-2010.

11. Accounting Pronouncement

During June 2009, the Financial Accounting Standards Board (FASB) issued Statement of Financial Accounting Standards No. 166, *Accounting for Transfers of Financial Assets—an*

Van Kampen Trust for Investment Grade Municipals

Notes to Financial Statements ■ October 31, 2009 *continued*

amendment of FASB Statement No. 140 (FAS 166). The objective of FAS 166 is to improve the relevance, representational faithfulness, and comparability of the information that a reporting entity provides in its financial statements about a transfer of financial assets; the effects of a transfer on its financial position, financial performance, and cash flows; and a transferor's continuing involvement, if any, in transferred financial assets.

FAS 166 is effective as of the beginning of each reporting entity's first annual reporting period that begins after November 15, 2009, for interim periods within that first annual reporting period and for interim and annual reporting periods thereafter. Earlier application is prohibited. The recognition and measurement provisions of FAS 166 must be applied to transfers occurring on or after the effective date. Additionally, the disclosure provisions of FAS 166 should be applied to transfers that occurred both before and after the effective date of FAS 166. At this time, management is evaluating the implications of FAS 166 and the impact it will have on the financial statement amounts and disclosures, if any.

Van Kampen Trust for Investment Grade Municipals

Report of Independent Registered Public Accounting Firm

To the Board of Trustees and Shareholders of Van Kampen Trust for Investment Grade Municipals

We have audited the accompanying statement of assets and liabilities of Van Kampen Trust for Investment Grade Municipals (the "Trust"), including the portfolio of investments, as of October 31, 2009, the related statements of operations and cash flows for the year then ended, the statements of changes in net assets for each of the two years in the period then ended, and the financial highlights for each of the five years in the period then ended. These financial statements and financial highlights are the responsibility of the Trust's management. Our responsibility is to express an opinion on these financial statements and financial highlights based on our audits.

We conducted our audits in accordance with the standards of the Public Company Accounting Oversight Board (United States). Those standards require that we plan and perform the audit to obtain reasonable assurance about whether the financial statements and financial highlights are free of material misstatement. The Trust is not required to have, nor were we engaged to perform, an audit of its internal control over financial reporting. Our audits included consideration of internal control over financial reporting as a basis for designing audit procedures that are appropriate in the circumstances, but not for the purpose of expressing an opinion on the effectiveness of the Trust's internal control over financial reporting. Accordingly, we express no such opinion. An audit also includes examining, on a test basis, evidence supporting the amounts and disclosures in the financial statements, assessing the accounting principles used and significant estimates made by management, as well as evaluating the overall financial statement presentation. Our procedures included confirmation of securities owned as of October 31, 2009, by correspondence with the custodian and brokers; where replies were not received from brokers, we performed other auditing procedures. We believe that our audits provide a reasonable basis for our opinion.

In our opinion, the financial statements and financial highlights referred to above present fairly, in all material respects, the financial position of Van Kampen Trust for Investment Grade Municipals as of October 31, 2009, the results of its operations and its cash flows for the year then ended, the changes in its net assets for each of the two years in the period then ended, and the financial highlights for each of the five years in the period then ended, in conformity with accounting principles generally accepted in the United States of America.

DELOITTE & TOUCHE LLP

Chicago, Illinois

December 21, 2009

Van Kampen Trust for Investment Grade Municipals

Dividend Reinvestment Plan

The dividend reinvestment plan (the Plan) offers you a prompt and simple way to reinvest your dividends and capital gains distributions (Distributions) into additional shares of the Trust. Under the Plan, the money you earn from Distributions will be reinvested automatically in more shares of the Trust, allowing you to potentially increase your investment over time.

Plan benefits

- **Add to your account**

You may increase your shares in the Trust easily and automatically with the Plan.

- **Low transaction costs**

Shareholders who participate in the Plan are able to buy shares at below-market prices when the Trust is trading at a premium to its net asset value. In addition, transaction costs are low because when new shares are issued by the Trust, there is no brokerage fee, and when shares are bought in blocks on the open market, the brokerage commission is shared among all participants.

- **Convenience**

You will receive a detailed account statement from Computershare Trust Company, N.A., (the Agent) which administers the Plan. The statement shows your total Distributions, dates of investment, shares acquired, and price per share, as well as the total number of shares in your reinvestment account. You can also access your account at vankampen.com.

- **Safekeeping**

The Agent will hold the shares it has acquired for you in safekeeping.

How to participate in the Plan

If you own shares in your own name, you can participate directly in the Plan. If your shares are held in “street name”—in the name of your brokerage firm, bank, or other financial institution—you must instruct that entity to participate on your behalf. If they are unable to participate on your behalf, you may request that they reregister your shares in your own name so that you may enroll in the Plan.

If you choose to participate in the Plan, your Distributions will be promptly reinvested for you, automatically increasing your shares. If the Trust is trading at a share price that is equal to its net asset value (NAV), you'll pay that amount for your reinvested shares. However, if the Trust is trading above or below NAV, the price is determined by one of two ways:

1. **Premium** If the Trust is trading at a premium—a market price that is higher than its NAV—you'll pay either the NAV or 95 percent of the market price,

Van Kampen Trust for Investment Grade Municipals

Dividend Reinvestment Plan *continued*

whichever is greater. When the Trust trades at a premium, you'll pay less for your reinvested shares than an ordinary investor purchasing shares on the stock exchange. Keep in mind, a portion of your price reduction may be taxable because you are receiving shares at less than market price.

- 2. Discount** If the Trust is trading at a discount—a market price that is lower than its NAV—you'll pay the market price for your reinvested shares.

How to enroll

To enroll in the Plan, please read the Terms and Conditions in the Plan brochure. You can obtain a copy of the Plan Brochure and enroll in the Plan by visiting vankampen.com, calling toll-free (800) 341-2929 or notifying us in writing at Van Kampen Closed End Funds, Computershare Trust Company, N.A., P.O. Box 43078, Providence, RI 02940-3078. Please include the Trust name and account number and ensure that all shareholders listed on the account sign these written instructions. Your participation in the Plan will begin with the next Distribution payable after the Agent receives your authorization, as long as they receive it before the "record date," which is generally ten business days before the dividend is paid. If your authorization arrives after such record date, your participation in the Plan will begin with the following Distribution.

Costs of the plan

There is no direct charge to you for reinvesting Distributions because the Plan's fees are paid by the Trust. However, when applicable, you will pay your portion of any brokerage commissions incurred when the new shares are purchased on the open market. These brokerage commissions are typically less than the standard brokerage charges for individual transactions, because shares are purchased for all participants in blocks, resulting in lower commissions for each individual participant. Any brokerage commissions or service fees are averaged into the purchase price.

Tax implications

The automatic reinvestment of Distributions does not relieve you of any income tax that may be due on Distributions.

You will receive tax information annually to help you prepare your federal and state income tax returns.

Van Kampen does not offer tax advice. The tax information contained herein is general and is not exhaustive by nature. It was not intended or written to be used, and it cannot be used by any taxpayer, for avoiding penalties that may be imposed on the taxpayer under U.S. federal tax laws. Federal and state tax laws are complex and constantly changing. Shareholders should always consult a legal or tax advisor for information concerning their individual situation.

Van Kampen Trust for Investment Grade Municipals

Dividend Reinvestment Plan *continued*

How to withdraw from the Plan

To withdraw from the Plan please visit vankampen.com or call (800) 341-2929 or notify us in writing at the address below.

Van Kampen Closed-End Funds
Computershare Trust Company, N.A.
P.O. Box 43078
Providence, RI 02940-3078

All shareholders listed on the account must sign any written withdrawal instructions. If you withdraw, you have three options with regard to the shares held in your account:

1. If you opt to continue to hold your non-certificated whole shares (Investment Plan Book Shares), they will be held by the Agent electronically as Direct Registration Book-Shares (Book-Entry) and fractional shares will be sold at the then current market price. Proceeds will be sent via check to your address of record after deducting applicable fees and brokerage commissions.
2. If you opt to sell your shares through the Agent, we will sell all full and fractional shares and send the proceeds via check to your address of record after deducting brokerage commissions and a \$2.50 service fee.
3. You may sell your shares through your financial advisor through the Direct Registration Systems (“DRS”). DRS is a service within the securities industry that allows Trust shares to be held in your name in electronic format. You retain full ownership of your shares, without having to hold a stock certificate.

The Trust and Computershare Trust Company, N.A. may amend or terminate the Plan. Participants will receive written notice at least 30 days before the effective date of any amendment. In the case of termination, Participants will receive written notice at least 30 days before the record date for the payment of any dividend or capital gains distribution by the Trust. In the case of amendment or termination necessary or appropriate to comply with applicable law or the rules and policies of the Securities and Exchange Commission or any other regulatory authority, such written notice will not be required.

To obtain a complete copy of the Dividend Reinvestment Plan, please call our Client Relations department at 800-341-2929 or visit vankampen.com.

Van Kampen Trust for Investment Grade Municipals

Board of Trustees, Officers, and Important Addresses

Board of Trustees

David C. Arch

Jerry D. Choate

Rod Dammeyer

Linda Hutton Heagy

R. Craig Kennedy

Howard J Kerr

Jack E. Nelson

Hugo F. Sonnenschein

Wayne W. Whalen* – Chairman

Suzanne H. Woolsey

Officers

Edward C. Wood III

President and Principal Executive Officer

Kevin Klingert

Vice President

Stefanie V. Chang Yu

Vice President and Secretary

John L. Sullivan

Chief Compliance Officer

Stuart N. Schuldt

Chief Financial Officer and Treasurer

Investment Adviser

Van Kampen Asset Management

522 Fifth Avenue

New York, New York 10036

Custodian

State Street Bank
and Trust Company

One Lincoln Street

Boston, Massachusetts 02111

Transfer Agent

Computershare Trust Company, N.A.

c/o Computershare Investor Services

P.O. Box 43078

Providence, Rhode Island 02940-3078

Legal Counsel

Skadden, Arps, Slate,
Meagher & Flom LLP

155 North Wacker Drive

Chicago, Illinois 60606

Independent Registered Public Accounting Firm

Deloitte & Touche LLP

111 South Wacker Drive

Chicago, Illinois 60606-4301

For federal income tax purposes, the following information is furnished with respect to the distributions paid by the Trust during its taxable year ended October 31, 2009. The Trust designated 99.46% of the income distributions as a tax-exempt income distribution. In January, the Trust provides tax information to shareholders for the preceding calendar year.

* "Interested persons" of the Trust, as defined in the Investment Company Act of 1940, as amended.

Van Kampen Trust for Investment Grade Municipals

Results of Shareholder Votes

The Annual Meeting of the Shareholders of the Trust was held on June 17, 2009, where shareholders voted on the election of trustees.

With regard to the election of the following trustees by the common shareholders of the Trust:

	# of Shares	
	In Favor	Withheld
Wayne W. Whalen	48,607,353	2,046,166
Rod Dammeyer	48,600,838	2,052,680
Linda Hutton Heagy	11,061	159

The other trustees of the Trust whose terms did not expire in 2009 are David C. Arch, Jerry D. Choate, Howard J Kerr, Suzanne H. Woolsey, Hugo F. Sonnenschein, R. Craig Kennedy, and Jack E. Nelson.

58 **Van Kampen Trust for Investment Grade Municipals**

Trustees and Officers

The business and affairs of the Fund are managed under the direction of the Fund’s Board of Trustees and the Fund’s officers appointed by the Board of Trustees. The tables below list the trustees and executive officers of the Fund and their principal occupations during the last five years, other directorships held by trustees and their affiliations, if any, with Van Kampen Investments, the Adviser, the Distributor, Van Kampen Advisors Inc., Van Kampen Exchange Corp. and Investor Services. The term “Fund Complex” includes each of the investment companies advised by the Adviser as of the date of this Annual Report. Trustees of the Fund generally serve three year terms of until their successors are duly elected and qualified. Officers are annually elected by the trustees.

Independent Trustees:

Name, Age and Address of Independent Trustee	Position(s) Held with Fund	Term of Office and Length of Time Served	Principal Occupation(s) During Past 5 Years	Number of Funds in Fund Complex Overseen By Trustee	Other Directorships Held by Trustee
David C. Arch (64) Blistex Inc. 1800 Swift Drive Oak Brook, IL 60523	Trustee	Trustee since 1991	Chairman and Chief Executive Officer of Blistex Inc., a consumer health care products manufacturer.	88	Trustee/Director/Managing General Partner of funds in the Fund Complex. Member of the Heartland Alliance Advisory Board, a nonprofit organization serving human needs based in Chicago. Board member of the Illinois Manufacturers’ Association. Member of the Board of Visitors, Institute for the Humanities, University of Michigan.

Van Kampen Trust for Investment Grade Municipals

Trustees and Officers *continued*

Name, Age and Address of Independent Trustee	Position(s) Held with Fund	Term of Office and Length of Time Served	Principal Occupation(s) During Past 5 Years	Number of Funds in Fund Complex Overseen By Trustee	Other Directorships Held by Trustee
Jerry D. Choate (71) 33971 Selva Road Suite 130 Dana Point, CA 92629	Trustee	Trustee since 2003	Prior to January 1999, Chairman and Chief Executive Officer of the Allstate Corporation (“Allstate”) and Allstate Insurance Company. Prior to January 1995, President and Chief Executive Officer of Allstate. Prior to August 1994, various management positions at Allstate.	88	Trustee/Director/Managing General Partner of funds in the Fund Complex. Director of Amgen Inc., a biotechnological company, and Valero Energy Corporation, an independent refining company.
Rod Dammeyer (69) CAC, LLC 4370 LaJolla Village Drive Suite 685 San Diego, CA 92122-1249	Trustee	Trustee since 1991	President of CAC, LLC, a private company offering capital investment and management advisory services.	88	Trustee/Director/Managing General Partner of funds in the Fund Complex. Director of Quidel Corporation and Stericycle, Inc. Prior to May 2008, Trustee of The Scripps Research Institute. Prior to February 2008, Director of Ventana Medical Systems, Inc. Prior to April 2007, Director of GATX Corporation. Prior to April 2004, Director of TheraSense, Inc. Prior to January 2004, Director of TeleTech Holdings Inc. and Arris Group, Inc.

09 Van Kampen Trust for Investment Grade Municipals

Trustees and Officers *continued*

Name, Age and Address of Independent Trustee	Position(s) Held with Fund	Term of Office and Length of Time Served	Principal Occupation(s) During Past 5 Years	Number of Funds in Fund Complex Overseen By Trustee	Other Directorships Held by Trustee
Linda Hutton Heagy† (61) 4939 South Greenwood Chicago, IL 60615	Trustee	Trustee since 2003	Prior to February 2008, Managing Partner of Heidrick & Struggles, an international executive search firm. Prior to 1997, Partner of Ray & Berndtson, Inc., an executive recruiting firm. Prior to 1995, Executive Vice President of ABN AMRO, N.A., a bank holding company. Prior to 1990, Executive Vice President of The Exchange National Bank.	88	Trustee/Director/Managing General Partner of funds in the Fund Complex. Trustee on the University of Chicago Medical Center Board, Vice Chair of the Board of the YMCA of Metropolitan Chicago and a member of the Women's Board of the University of Chicago.
R. Craig Kennedy (57) 1744 R Street, NW Washington, DC 20009	Trustee	Trustee since 2003	Director and President of the German Marshall Fund of the United States, an independent U.S. foundation created to deepen understanding, promote collaboration and stimulate exchanges of practical experience between Americans and Europeans. Formerly, advisor to the Dennis Trading Group Inc., a managed futures and option company that invests money for individuals and institutions. Prior to 1992, President and Chief Executive Officer, Director and member of the Investment Committee of the Joyce Foundation, a private foundation.	88	Trustee/Director/Managing General Partner of funds in the Fund Complex. Director of First Solar, Inc.
Howard J Kerr (74) 14 Huron Trace Galena, IL 61036	Trustee	Trustee since 1992	Prior to 1998, President and Chief Executive Officer of Pocklington Corporation, Inc., an investment holding company.	88	Trustee/Director/Managing General Partner of funds in the Fund Complex. Director of the Lake Forest Bank & Trust. Director of the Marrow Foundation.

Van Kampen Trust for Investment Grade Municipals

Trustees and Officers *continued*

Name, Age and Address of Independent Trustee	Position(s) Held with Fund	Term of Office and Length of Time Served	Principal Occupation(s) During Past 5 Years	Number of Funds in Fund Complex Overseen By Trustee	Other Directorships Held by Trustee
Jack E. Nelson (73) 423 Country Club Drive Winter Park, FL 32789	Trustee	Trustee since 2003	President of Nelson Investment Planning Services, Inc., a financial planning company and registered investment adviser in the State of Florida. President of Nelson Invest Brokerage Services Inc., a member of the Financial Industry Regulatory Authority ("FINRA"), Securities Investors Protection Corp. and the Municipal Securities Rulemaking Board. President of Nelson Sales and Services Corporation, a marketing and services company to support affiliated companies.	88	Trustee/Director/Managing General Partner of funds in the Fund Complex.
Hugo F. Sonnenschein (69) 1126 E. 59th Street Chicago, IL 60637	Trustee	Trustee since 1994	President Emeritus and Honorary Trustee of the University of Chicago and the Adam Smith Distinguished Service Professor in the Department of Economics at the University of Chicago. Prior to July 2000, President of the University of Chicago.	88	Trustee/Director/Managing General Partner of funds in the Fund Complex. Trustee of the University of Rochester and a member of its investment committee. Member of the National Academy of Sciences, the American Philosophical Society and a fellow of the American Academy of Arts and Sciences.

29 Van Kampen Trust for Investment Grade Municipals

Trustees and Officers *continued*

Name, Age and Address of Independent Trustee	Position(s) Held with Fund	Term of Office and Length of Time Served	Principal Occupation(s) During Past 5 Years	Number of Funds in Fund Complex Overseen By Trustee	Other Directorships Held by Trustee
Suzanne H. Woolsey, Ph.D. (68) 815 Cumberstone Road Harwood, MD 20776	Trustee	Trustee since 2003	Chief Communications Officer of the National Academy of Sciences/National Research Council, an independent, federally chartered policy institution, from 2001 to November 2003 and Chief Operating Officer from 1993 to 2001. Prior to 1993, Executive Director of the Commission on Behavioral and Social Sciences and Education at the National Academy of Sciences/ National Research Council. From 1980 through 1989, Partner of Coopers & Lybrand.	88	Trustee/Director/Managing General Partner of funds in the Fund Complex. Trustee of Changing World Technologies, Inc., an energy manufacturing company, since July 2008. Director of Fluor Corp., an engineering, procurement and construction organization, since January 2004. Director of Intelligent Medical Devices, Inc., a symptom based diagnostic tool for physicians and clinical labs. Director of the Institute for Defense Analyses, a federally funded research and development center, Director of the German Marshall Fund of the United States, Director of the Rocky Mountain Institute and Trustee of California Institute of Technology and the Colorado College.

Van Kampen Trust for Investment Grade Municipals

Trustees and Officers *continued*

Interested Trustees:*

Name, Age and Address of Interested Trustee	Position(s) Held with Fund	Term of Office and Length of Time Served	Principal Occupation(s) During Past 5 Years	Number of Funds in Fund Complex Overseen By Trustee	Other Directorships Held by Trustee
Wayne W. Whalen* (70) 155 North Wacker Drive Chicago, IL 60606	Trustee	Trustee since 1991	Partner in the law firm of Skadden, Arps, Slate, Meagher & Flom LLP, legal counsel to funds in the Fund Complex.	88	Trustee/Director/Managing General Partner of funds in the Fund Complex. Director of the Abraham Lincoln Presidential Library Foundation.

† As indicated above, prior to February 2008, Ms. Heagy was an employee of Heidrick and Struggles, an international executive search firm ("Heidrick"). Heidrick has been (and may continue to be) engaged by Morgan Stanley from time to time to perform executive searches. Such searches have been done by professionals at Heidrick without any involvement by Ms. Heagy. Ethical wall procedures exist to ensure that Ms. Heagy will not have any involvement with any searches performed by Heidrick for Morgan Stanley. Ms. Heagy does not receive any compensation, directly or indirectly, for searches performed by Heidrick for Morgan Stanley.

* Mr. Whalen is an "interested person" (within the meaning of Section 2(a)(19) of the 1940 Act) of certain funds in the Fund Complex by reason of he and his firm currently providing legal services as legal counsel to such funds in the Fund Complex.

Van Kampen Trust for Investment Grade Municipals

Trustees and Officers *continued*

Officers:

Name, Age and Address of Officer	Position(s) Held with Fund	Term of Office and Length of Time Served	Principal Occupation(s) During Past 5 Years
Edward C. Wood III (53) 1 Parkview Plaza – Suite 100 Oakbrook Terrace, IL 60181	President and Principal Executive Officer	Officer since 2008	President and Principal Executive Officer of funds in the Fund Complex since November 2008. Managing Director of Van Kampen Investments Inc., the Adviser, the Distributor, Van Kampen Advisors Inc. and Van Kampen Exchange Corp. since December 2003. Chief Administrative Officer of the Adviser, Van Kampen Advisors Inc. and Van Kampen Exchange Corp. since December 2002. Chief Operating Officer of the Distributor since December 2002. Director of Van Kampen Advisors Inc., the Distributor and Van Kampen Exchange Corp. since March 2004. Director of the Adviser since August 2008. Director of Van Kampen Investments Inc. and Van Kampen Investor Services Inc. since June 2008. Previously, Director of the Adviser and Van Kampen Investments Inc. from March 2004 to January 2005 and Chief Administrative Officer of Van Kampen Investments Inc. from 2002 to 2009.
Kevin Klingert (47) 522 Fifth Avenue New York, NY 10036	Vice President	Officer since 2008	Vice President of funds in the Fund Complex since May 2008. Global Head, Chief Operating Officer and acting Chief Investment Officer of the Fixed Income Group of Morgan Stanley Investment Management Inc. since April 2008. Head of Global Liquidity Portfolio Management and co-Head of Liquidity Credit Research of Morgan Stanley Investment Management since December 2007. Managing Director of Morgan Stanley Investment Management Inc. from December 2007 to March 2008. Previously, Managing Director on the Management Committee and head of Municipal Portfolio Management and Liquidity at BlackRock from October 1991 to January 2007.
Stefanie V. Chang Yu (43) 522 Fifth Avenue New York, NY 10036	Vice President and Secretary	Officer since 2003	Managing Director of Morgan Stanley Investment Management Inc. Vice President and Secretary of funds in the Fund Complex.
John L. Sullivan (54) 1 Parkview Plaza – Suite 100 Oakbrook Terrace, IL 60181	Chief Compliance Officer	Officer since 1996	Chief Compliance Officer of funds in the Fund Complex since August 2004. Prior to August 2004, Director and Managing Director of Van Kampen Investments, the Adviser, Van Kampen Advisors Inc. and certain other subsidiaries of Van Kampen Investments, Vice President, Chief Financial Officer and Treasurer of funds in the Fund Complex and head of Fund Accounting for Morgan Stanley Investment Management Inc. Prior to December 2002, Executive Director of Van Kampen Investments, the Adviser and Van Kampen Advisors Inc.

Van Kampen Trust for Investment Grade Municipals

Trustees and Officers *continued*

Name, Age and Address of Officer	Position(s) Held with Fund	Term of Office and Length of Time Served	Principal Occupation(s) During Past 5 Years
Stuart N. Schuldt (47) 1 Parkview Plaza – Suite 100 Oakbrook Terrace, IL 60181	Chief Financial Officer and Treasurer	Officer since 2007	Executive Director of Morgan Stanley Investment Management Inc. since June 2007. Chief Financial Officer and Treasurer of funds in the Fund Complex since June 2007. Prior to June 2007, Senior Vice President of Northern Trust Company, Treasurer and Principal Financial Officer for Northern Trust U.S. mutual fund complex.

In accordance with Section 303A.12(a) of the New York Stock Exchange Listed Company Manual, the Trust's Chief Executive Officer has certified to the New York Stock Exchange that, as of July 1, 2009, he was not aware of any violation by the Trust of NYSE corporate governance listing standards.

The certifications by the Trust's principal executive officer and principal financial officer required by Rule 30a-2 under the 1940 Act were filed with the Trust's report to the SEC on Form N-CSR and are available on the Securities and Exchange Commission's web site at <http://www.sec.gov>.

Van Kampen Trust for Investment Grade Municipals

An Important Notice Concerning Our U.S. Privacy Policy

We are required by federal law to provide you with a copy of our privacy policy ("Policy") annually.

This Policy applies to current and former individual clients of certain Van Kampen closed-end funds and related companies.

This Policy is not applicable to partnerships, corporations, trusts or other non-individual clients or account holders, nor is this Policy applicable to individuals who are either beneficiaries of a trust for which we serve as trustee or participants in an employee benefit plan administered or advised by us. This Policy is, however, applicable to individuals who select us to be a custodian of securities or assets in individual retirement accounts, 401(k) accounts, 529 Educational Savings Accounts, accounts subject to the Uniform Gifts to Minors Act, or similar accounts. We may amend this Policy at any time, and will inform you of any changes to this Policy as required by law.

We Respect Your Privacy

We appreciate that you have provided us with your personal financial information and understand your concerns about safeguarding such information. We strive to maintain the privacy of such information while we help you achieve your financial objectives. This Policy describes what nonpublic personal information we collect about you, how we collect it, when we may share it with others, and how others may use it. It discusses the steps you may take to limit our sharing of information about you with affiliated Van Kampen companies ("affiliated companies"). It also discloses how you may limit our affiliates' use of shared information for marketing purposes. Throughout this Policy, we refer to the nonpublic information that personally identifies you or your accounts as "personal information."

1. What Personal Information Do We Collect About You?

To better serve you and manage our business, it is important that we collect and maintain accurate information about you. We obtain this information from applications and other forms you submit to us, from your dealings with us, from consumer reporting agencies, from our websites and from third parties and other sources. For example:

- We collect information such as your name, address, e-mail address, telephone/fax numbers, assets, income and investment objectives through application forms you submit to us.

(continued on next page)

Van Kampen Trust for Investment Grade Municipals

An Important Notice Concerning Our U.S. Privacy Policy *continued*

- We may obtain information about account balances, your use of account(s) and the types of products and services you prefer to receive from us through your dealings and transactions with us and other sources.
- We may obtain information about your creditworthiness and credit history from consumer reporting agencies.
- We may collect background information from and through third-party vendors to verify representations you have made and to comply with various regulatory requirements.
- If you interact with us through our public and private Web sites, we may collect information that you provide directly through online communications (such as an e-mail address). We may also collect information about your Internet service provider, your domain name, your computer's operating system and Web browser, your use of our Web sites and your product and service preferences, through the use of "cookies." "Cookies" recognize your computer each time you return to one of our sites, and help to improve our sites' content and personalize your experience on our sites by, for example, suggesting offerings that may interest you. Please consult the Terms of Use of these sites for more details on our use of cookies.

2. When Do We Disclose Personal Information We Collect About You?

To provide you with the products and services you request, to better serve you, to manage our business and as otherwise required or permitted by law, we may disclose personal information we collect about you to other affiliated companies and to nonaffiliated third parties.

a. Information We Disclose to Our Affiliated Companies. In order to manage your account(s) effectively, including servicing and processing your transactions, to let you know about products and services offered by us and affiliated companies, to manage our business, and as otherwise required or permitted by law, we may disclose personal information about you to other affiliated companies. Offers for products and services from affiliated companies are developed under conditions designed to safeguard your personal information.

b. Information We Disclose to Third Parties. We do not disclose personal information that we collect about you to nonaffiliated third parties except to enable them to provide marketing services on our behalf, to perform joint marketing agreements with other financial institutions, and as otherwise required or permitted by law. For example, some instances where we may disclose information about you to third

(continued on next page)

Van Kampen Trust for Investment Grade Municipals

An Important Notice Concerning Our U.S. Privacy Policy *continued*

parties include: for servicing and processing transactions, to offer our own products and services, to protect against fraud, for institutional risk control, to respond to judicial process or to perform services on our behalf. When we share personal information with a nonaffiliated third party, they are required to limit their use of personal information about you to the particular purpose for which it was shared and they are not allowed to share personal information about you with others except to fulfill that limited purpose or as may be required by law.

3. How Do We Protect The Security and Confidentiality Of Personal Information We Collect About You?

We maintain physical, electronic and procedural security measures to help safeguard the personal information we collect about you. We have internal policies governing the proper handling of client information. Third parties that provide support or marketing services on our behalf may also receive personal information about you, and we require them to adhere to confidentiality standards with respect to such information.

4. How Can You Limit Our Sharing Of Certain Personal Information About You With Our Affiliated Companies For Eligibility Determination?

We respect your privacy and offer you choices as to whether we share with our affiliated companies personal information that was collected to determine your eligibility for products and services such as credit reports and other information that you have provided to us or that we may obtain from third parties ("eligibility information"). Please note that, even if you direct us not to share certain eligibility information with our affiliated companies, we may still share your personal information, including eligibility information, with those companies under circumstances that are permitted under applicable law, such as to process transactions or to service your account. We may also share certain other types of personal information with affiliated companies—such as your name, address, telephone number, e-mail address and account number(s), and information about your transactions and experiences with us.

5. How Can You Limit the Use of Certain Personal Information About You by our Affiliated Companies for Marketing?

You may limit our affiliated companies from using certain personal information about you that we may share with them for marketing their products or services to you. This information includes our transactions and other experiences with you such as your

(continued on next page)

Van Kampen Trust for Investment Grade Municipals

An Important Notice Concerning Our U.S. Privacy Policy *continued*

assets and account history. Please note that, even if you choose to limit our affiliated companies from using certain personal information about you that we may share with them for marketing their products and services to you, we may still share such personal information about you with them, including our transactions and experiences with you, for other purposes as permitted under applicable law.

6. How Can You Send Us an Opt-Out Instruction?

If you wish to limit our sharing of certain personal information about you with our affiliated companies for "eligibility purposes" and for our affiliated companies' use in marketing products and services to you as described in this notice, you may do so by:

- Calling us at (800) 341-2929
Monday-Friday between 9 a.m. and 6 p.m. (EST)
- Writing to us at the following address:
Van Kampen Closed-End Privacy Department
Harborside Financial Center, Plaza Two, 3rd Floor
Jersey City, NJ 07311

If you choose to write to us, your written request should include: your name, address, telephone number and account number(s) to which the opt-out applies and should not be sent with any other correspondence. In order to process your request, we require that the request be provided by you directly and not through a third party. Once you have informed us about your privacy preferences, your opt-out preference will remain in effect with respect to this Policy (as it may be amended) until you notify us otherwise. If you are a joint account owner, we will accept instructions from any one of you and apply those instructions to the entire account. Please allow approximately 30 days from our receipt of your opt-out for your instructions to become effective.

Please understand that if you opt-out, you and any joint account holders may not receive certain Van Kampen or our affiliated companies' products and services that could help you manage your financial resources and achieve your investment objectives.

If you have more than one account with us or our affiliates, you may receive multiple privacy policies from us, and would need to follow the directions stated in each particular policy for each account you have with us.

(continued on back)

Van Kampen Trust for Investment Grade Municipals

An Important Notice Concerning Our U.S. Privacy Policy *continued*

SPECIAL NOTICE TO RESIDENTS OF VERMONT

This section supplements our Policy with respect to our individual clients who have a Vermont address and supersedes anything to the contrary in the above Policy with respect to those clients only.

The State of Vermont requires financial institutions to obtain your consent prior to sharing personal information that they collect about you with affiliated companies and nonaffiliated third parties other than in certain limited circumstances. Except as permitted by law, we will not share personal information we collect about you with nonaffiliated third parties or other affiliated companies unless you provide us with your written consent to share such information ("opt-in").

If you wish to receive offers for investment products and services offered by or through other affiliated companies, please notify us in writing at the following address:

Van Kampen Closed-End Privacy Department
Harborside Financial Center, Plaza Two, 3rd Floor
Jersey City, NJ 07311

Your authorization should include: your name, address, telephone number and account number(s) to which the opt-in applies and should not be sent with any other correspondence. In order to process your authorization, we require that the authorization be provided by you directly and not through a third-party.



Van Kampen Funds Inc.
522 Fifth Avenue
New York, New York 10036
www.vankampen.com

Copyright ©2009 Van Kampen Funds Inc.
All rights reserved. Member FINRA/SIPC

VGMANN 12/09
IU09-05349P-Y10/09

Supplemental Information

In October 2009, Invesco entered into an agreement to acquire Morgan Stanley's retail asset management business, operating under both the Van Kampen and Morgan Stanley brands, including the Van Kampen intermediary, separately managed account and unit trust businesses. For Van Kampen, this includes substantially all open and closed-end mutual funds, unit trusts, retail separately managed accounts and certain subadvisory and insurance trust products.

Therefore, on the close of the transaction on or about June 1, 2010, Van Kampen Funds Inc. will become a wholly owned, indirect subsidiary of Invesco Ltd. Van Kampen unit investment trusts will be distributed by the sponsor, Van Kampen Funds Inc., and broker dealers including Invesco Distributors, Inc., also a wholly owned, indirect subsidiary of Invesco Ltd.

