




ANNUAL REPORT

July 31, 2009



MUTUAL FUNDS

Van Kampen  
Senior Income Trust  
(VVR)

Privacy Notice information on the back.



# Welcome, Shareholder

---

In this report, you'll learn about how your investment in Van Kampen Senior Income Trust performed during the annual period. The portfolio management team will provide an overview of the market conditions and discuss some of the factors that affected investment performance during the reporting period. In addition, this report includes the trust's financial statements and a list of trust investments as of July 31, 2009.

**Market forecasts provided in this report may not necessarily come to pass. There is no assurance that the trust will achieve its investment objective. Trusts are subject to market risk, which is the possibility that the market values of securities owned by the trust will decline and that the value of the trust shares may therefore be less than what you paid for them. Accordingly, you can lose money investing in this trust.**

**An investment in senior loans is subject to certain risks such as loan defaults and illiquidity due to insufficient collateral backing.**

NOT FDIC INSURED	OFFER NO BANK GUARANTEE	MAY LOSE VALUE
NOT INSURED BY ANY FEDERAL GOVERNMENT AGENCY		NOT A DEPOSIT

# Performance Summary as of 7/31/09 (Unaudited)

## Senior Income Trust Symbol: VVR

Average Annual Total Returns	Based on NAV	Based on Market Price
Since Inception (6/23/98)	-0.22%	-1.16%
10-year	-1.12	-1.64
5-year	-6.46	-8.85
1-year	-30.27	-26.06

Performance data quoted represents past performance, which is no guarantee of future results, and current performance may be lower or higher than the figures shown. For the most recent month-end performance figures, please visit [vankampen.com](http://vankampen.com) or speak with your financial advisor. Investment returns and principal value will fluctuate and trust shares, when redeemed, may be worth more or less than their original cost.

The NAV per share is determined by dividing the value of the trust's portfolio securities, cash and other assets, less all liabilities and preferred shares, by the total number of common shares outstanding. The common share market price is the price the market is willing to pay for shares of the trust at a given time. Common share market price is influenced by a range of factors, including supply and demand and market conditions. Total return assumes an investment at the beginning of the period, reinvestment of all distributions for the period in accordance with the trust's dividend reinvestment plan, and sale of all shares at the end of the period.

# Trust Report

For the 12-month period ended July 31, 2009

## Market Conditions

The senior loan market rallied strongly in 2009, returning 38.4 percent through July 31 as measured by the S&P LSTA Leveraged Loan Index (the “Index”). In the second quarter of the year the Index advanced 20.4 percent, the highest quarterly return on record, eclipsing the previous record of 9.8 percent set in the first quarter of 2009. The Index has now recovered a substantial amount of the losses experienced in the fourth quarter of 2008.

In the latter months of 2008, risk aversion, tight credit conditions, forced selling and rising corporate defaults made for a difficult environment for senior loans. In 2009 to date, however, technical factors in the market improved considerably. Flows into the asset class increased at an accelerating rate; retail fund inflows totaled \$1.4 billion in the second quarter, nearly double the amount of inflows in the first quarter. At the same time, the pool of investable assets contracted at an increasing pace as loan prepayments accelerated. These prepayments came primarily from two sources. The first was the significant issuance of high yield bonds used to repay senior loans. This “bond for loan take-out” trend had the double impact of reducing the pool of investable loans and providing loan funds with cash to redeploy into other loans. Secondly, loan buybacks further reduced the supply of loans, although the pace of buybacks did slow in the second quarter. These factors, combined with a lack of new issuance, led loan managers to put their cash to work buying loans in the secondary market and thus, bidding up the market price of loans.

In the first quarter of 2009, loan managers focused on higher quality leveraged loans and therefore, BB rated loans saw the most gain. In the second quarter, however, investor risk appetite increased and lower quality loans began to outperform, leading to substantial gains for B and CCC rated loans.

The rally in the loan market has come in spite of the fact that economic data has remained generally weak. Gross domestic product (GDP) continued to contract and the unemployment rate approached 10 percent while the housing market remained weak and consumers showed no signs of increasing spending in the near future. In addition, corporate defaults continued to rise, with the senior loan default rate increasing to 9.4 percent as of July 31. We believe that this trend will continue and the default rate may potentially peak in the low teens around calendar year end before beginning to decline in 2010.

## Performance Analysis

The Trust's return can be calculated based upon either the market price or the net asset value (NAV) of its shares. NAV per share is determined by dividing the value of the Trust's portfolio securities, cash and other assets, less all liabilities and preferred shares, by the total number of common shares outstanding, while market price reflects the supply and demand for the shares. As a result, the two returns can differ, as they did during the reporting period. For the 12 months ended July 31, 2009, the Trust returned -26.06 percent on a market price basis and -30.27 percent on an NAV basis.

### Total return for the 12-month period ended July 31, 2009

Based on NAV	Based on Market Price
-30.27%	-26.06%

*Performance data quoted represents past performance, which is no guarantee of future results, and current performance may be lower or higher than the figures shown. Investment return, net asset value and common share market price will fluctuate and Trust shares, when sold, may be worth more or less than their original cost. See Performance Summary for additional performance information.*

We continued to adhere to our research-intensive investment process, employing a bottom-up security selection process driven by thorough analysis of individual company fundamentals, and have not relaxed our rigorous credit standards. With defaults continuing to rise despite some nascent signs of recovery in the economy, we have increased our exposure to industries we believe exhibit greater defensive characteristics such as health care, utilities, cable and food. These industries historically have tended to have consistent cash flows and hard assets where being senior secured can provide for better recoveries in the event of default.

Conversely, we avoided sectors or industries we believed were more cyclical, or vulnerable to an economic downturn. For example, the Trust remained under-weighted in the auto, airline and retail industries because of their susceptibility to the weakening economy. Concentrations in the portfolio by both industry and borrower remain low, reflecting our belief that, after credit selection, diversification is the best way to help guard against defaults in what we believe will continue to be a rising default environment over the near term.

The Trust remained fully invested in senior secured loans, and used a modest amount of leverage, which enhanced returns during the market rally we experienced over the past several months. In fact, year to date through July 31, the Trust returned 49.75 percent on a market-price basis and 62.62 percent on an NAV basis, although past performance is no guarantee of future results. Leverage involves borrowing at a floating short-term rate and reinvesting the proceeds at a higher rate. Unlike other fixed-income asset classes, using leverage in conjunction with senior loans does not involve the same degree of risk from rising short-term interest rates since the income from senior loans adjusts to changes in interest rates, as do the rates which

determine the Trust's borrowing costs. (Similarly, should short-term rates fall, borrowing costs would also decline. Leverage, though, may lead to greater share price volatility.) While the amount of leverage used has been reduced, we continue to believe that a modest amount of leverage will be beneficial going forward.

## Market Outlook

Despite the increase in the default rate and the large rally in loan prices, we still see value in the leveraged loan asset class over the longer term. In the near term, however, we expect the loan market to have some volatility. On the one hand, the technical factors in the market remain strong and show no signs of abating, and the recent economic news has been encouraging. But our optimism with respect to the rally continuing with its current momentum is tempered by our view that the timing and speed of an economic recovery remains uncertain.

Going forward, we will remain focused on ensuring the Trust has sufficient liquidity while maintaining a high quality, well-diversified portfolio of issuers with stable cash flows, strong management teams, and collateral value sufficient to provide a solid second way out in a worst-case default scenario.

*There is no guarantee that any sectors mentioned will continue to perform as discussed herein or that securities in such sectors will be held by the Trust in the future.*

## Summary of Investments by Industry Classification as of 7/31/09 (Unaudited)

Healthcare	10.9%
Utilities	8.0
Beverage, Food & Tobacco	6.4
Hotels, Motels, Inns & Gaming	5.8
Finance	5.7
Chemicals, Plastics & Rubber	5.3
Broadcasting—Cable	5.3
Entertainment & Leisure	4.8
Printing & Publishing	4.6
Automotive	2.9
Electronics	2.7
Insurance	2.6
Business Equipment & Services	2.5
Containers, Packaging & Glass	2.5
Non-Durable Consumer Products	2.4
Aerospace/Defense	2.2
Education & Child Care	2.1
Broadcasting—Television	1.7
Broadcasting—Radio	1.6
Textiles & Leather	1.6
Medical Products & Services	1.5
Buildings & Real Estate	1.5
Restaurants & Food Service	1.4
Retail—Stores	1.3
Construction Material	1.1
Banking	1.1
Telecommunications—Local Exchange Carriers	1.0
Telecommunications—Wireless	0.9
Broadcasting—Diversified	0.8
Paper & Forest Products	0.8
Pharmaceuticals	0.7
Health & Beauty	0.7
Machinery	0.6
Diversified Manufacturing	0.6
Grocery	0.6
Home & Office Furnishings, Housewares & Durable Consumer Products	0.6
Retail—Specialty	0.6
Telecommunications—Long Distance	0.5
Retail—Oil & Gas	0.4
Ecological	0.3
Transportation—Cargo	0.3
Farming & Agriculture	0.2
Durable Consumer Products	0.2
Natural Resources	0.1
Mining, Steel, Iron & Non-Precious Metals	<u>0.1</u>
Total Long-Term Investments	99.5
Short-Term Investments	<u>0.5</u>
Total Investments	100.0%

Subject to change daily. Provided for informational purposes only and should not be deemed as a recommendation to buy or sell the securities mentioned or securities in the sectors shown above. Summary of investments by industry classification percentages are as a percentage of total investments. Securities are classified by sectors that represent broad groupings of related industries. Van Kampen is a wholly owned subsidiary of a global securities firm which is engaged in a wide range of financial services including, for example, securities trading and brokerage activities, investment banking, research and analysis, financing and financial advisory services.

## Portfolio Management

Van Kampen Senior Income Trust is managed by members of the Adviser's Senior Loan Group, which currently includes Gerard Fogarty and Jeffrey Scott, each a Vice President of the Adviser, and Philip Yarrow, an Executive Director of the Adviser. All team members are responsible for the day-to-day management of the Trust's portfolio.

Mr. Fogarty joined the Adviser in 2007 and began managing the Trust in July 2008. Mr. Fogarty has approximately 11 years of investment experience. From 2003 to 2007 and prior to joining the Adviser, Mr. Fogarty was employed by JPMorgan and held a number of positions including Director in the financial institutions group, and most recently as a Credit Executive in the commercial real estate group. Prior to joining JPMorgan, Mr. Fogarty was employed as an Associate in the financial institutions group at Bank of America. Mr. Fogarty received a B.S. from Indiana University and an M.B.A. from the University of Chicago Graduate School of Business.

Mr. Scott joined the Adviser in 2005 and began managing the Trust in July 2008. Mr. Scott has approximately 18 years of investment industry experience. Prior to joining the Adviser, Mr. Scott was employed by State Farm Insurance Companies where he served as an Assistant Vice President in the Mutual Fund Group responsible for product development and strategy as well as a Regional Vice President for Sales for the Financial Services Division. Mr. Scott received a B.S. from Elmhurst College and an M.B.A. from the University of Chicago Graduate School of Business. Mr. Scott also holds the Chartered Financial Analyst designation.

Mr. Yarrow joined the Adviser in 2005 and began managing the Trust in March 2007. Mr. Yarrow has over 13 years of investment experience. Prior to joining the Adviser, Mr. Yarrow was a credit analyst and a portfolio manager at Bank One/JPMorgan. Mr. Yarrow received a bachelor's degree in mathematics and economics from the University of Nottingham and an M.B.A. in finance from Northwestern University. Mr. Yarrow also holds the Chartered Financial Analyst designation.

## For More Information About Portfolio Holdings

Each Van Kampen trust provides a complete schedule of portfolio holdings in its semiannual and annual reports within 60 days of the end of the trust's second and fourth fiscal quarters. The semiannual reports and the annual reports are filed electronically with the Securities and Exchange Commission (SEC) on Form N-CSRS and Form N-CSR, respectively. Van Kampen also delivers the semiannual and annual reports to fund shareholders, and makes these reports available on its public Web site, [www.vankampen.com](http://www.vankampen.com). In addition to the semiannual and annual reports that Van Kampen delivers to shareholders and makes available through the Van Kampen public Web site, each fund files a complete schedule of portfolio holdings with the SEC for the trust's first and third fiscal quarters on Form N-Q. Van Kampen does not deliver the reports for the first and third fiscal quarters to shareholders, nor are the reports posted to the Van Kampen public Web site. You may, however, obtain the Form N-Q filings (as well as the Form N-CSR and N-CSRS filings) by accessing the SEC's Web site, <http://www.sec.gov>. You may also review and copy them at the SEC's Public Reference Room in Washington, D.C. Information on the operation of the SEC's Public Reference Room may be obtained by calling the SEC at (800) SEC-0330. You can also request copies of these materials, upon payment of a duplicating fee, by electronic request at the SEC's e-mail address ([publicinfo@sec.gov](mailto:publicinfo@sec.gov)) or by writing the Public Reference section of the SEC, Washington, DC 20549-0102.

You may obtain copies of a trust's fiscal quarter filings by contacting Van Kampen Client Relations at (800) 341-2929.

## Proxy Voting Policy and Procedures and Proxy Voting Record

You may obtain a copy of the Trust's Proxy Voting Policy and Procedures without charge, upon request, by calling toll free (800) 341-2929 or by visiting our Web site at [www.vankampen.com](http://www.vankampen.com). It is also available on the Securities and Exchange Commission's Web site at <http://www.sec.gov>.

You may obtain information regarding how the Trust voted proxies relating to portfolio securities during the most recent twelve-month period ended June 30 without charge by visiting our Web site at [www.vankampen.com](http://www.vankampen.com). This information is also available on the Securities and Exchange Commission's Web site at <http://www.sec.gov>.

# Investment Advisory Agreement Approval

Both the Investment Company Act of 1940 and the terms of the Trust's investment advisory agreement require that the investment advisory agreement between the Trust and its investment adviser be approved annually both by a majority of the Board of Trustees and by a majority of the independent trustees voting separately.

At meetings held on April 17, 2009 and May 20-21, 2009, the Board of Trustees, and the independent trustees voting separately, considered and ultimately determined that the terms of the investment advisory agreement are fair and reasonable and approved the continuance of the investment advisory agreement as being in the best interests of the Trust and its shareholders. In making its determination, the Board of Trustees considered materials that were specifically prepared by the investment adviser at the request of the Board and Trust counsel, and by an independent provider of investment company data contracted to assist the Board, relating to the investment advisory agreement review process. The Board also considered information received periodically about the portfolio, performance, the investment strategy, portfolio management team and fees and expenses of the Trust. Finally, the Board considered materials it had received in connection with the consideration of a share repurchase program for the Trust. The Board of Trustees considered the investment advisory agreement over a period of several months and the trustees held sessions both with the investment adviser and separate from the investment adviser in reviewing and considering the investment advisory agreement.

In approving the investment advisory agreement, the Board of Trustees considered, among other things, the nature, extent and quality of the services provided by the investment adviser, the performance, fees and expenses of the Trust compared to other similar funds and other products, the investment adviser's expenses in providing the services and the profitability of the investment adviser and its affiliated companies. The Board of Trustees considered the extent to which any economies of scale experienced by the investment adviser are shared with the Trust's shareholders, and the propriety of breakpoints in the Trust's investment advisory fee schedule. The Board of Trustees considered comparative advisory fees of the Trust and other investment companies and/or other products at different asset levels, and considered the trends in the industry. The Board of Trustees evaluated other benefits the investment adviser and its affiliates derive from their relationship with the Trust. The Board of Trustees reviewed information about the foregoing factors and considered changes, if any, in such information since its previous approval. The Board of Trustees discussed the financial strength of the investment adviser and its affiliated companies and the capability of the personnel of the investment adviser, and specifically the strength and background of its portfolio management personnel. The Board of Trustees reviewed the statutory and regulatory requirements for approval and disclosure of investment advisory agreements. The Board of Trustees, including the independent trustees, evaluated all of the foregoing and does not believe any single factor or group of factors control or dominate the review process, and, after considering all factors together, has determined, in the exercise of its business judgment, that approval of the investment advisory agreement is in the best interests

of the Trust and its shareholders. The following summary provides more detail on certain matters considered but does not detail all matters considered.

**Nature, Extent and Quality of the Services Provided.** On a regular basis, the Board of Trustees considers the roles and responsibilities of the investment adviser as a whole and those specific to portfolio management, support and trading functions servicing the Trust. The trustees discuss with the investment adviser the resources available and used in managing the Trust and changes made in the Trust's portfolio management team and the Trust's portfolio management strategy over time. The trustees also discuss certain other services which are provided on a cost-reimbursement basis by the investment adviser or its affiliates to the Van Kampen funds including certain accounting, administrative and legal services. The Board has determined that the nature, extent and quality of the services provided by the investment adviser support its decision to approve the investment advisory agreement.

**Performance, Fees and Expenses of the Trust.** On a regular basis, the Board of Trustees reviews the performance, fees and expenses of the Trust compared to its peers and to appropriate benchmarks. In addition, the Board spends more focused time on the performance of the Trust and other Trusts in the Van Kampen complex, paying specific attention to underperforming funds. The trustees discuss with the investment adviser the performance goals and the actual results achieved in managing the Trust. When considering a trust's performance, the trustees and the investment adviser place emphasis on trends and longer-term returns (focusing on one-year, three-year and five-year performance with special attention to three-year performance) and, when a trust's weighted performance is under the Trust's benchmark or peers, they discuss the causes and where necessary seek to make specific changes to investment strategy or investment personnel. The Trust discloses more information about its performance elsewhere in this report. The trustees discuss with the investment adviser the level of advisory fees for this Trust relative to comparable funds and other products advised by the adviser and others in the marketplace. The trustees review not only the advisory fees but other fees and expenses (whether paid to the adviser, its affiliates or others) and the Trust's overall expense ratio. The Board has determined that the performance, fees and expenses of the Trust support its decision to approve the investment advisory agreement.

**Investment Adviser's Expenses in Providing the Service and Profitability.** At least annually, the trustees review the investment adviser's expenses in providing services to the Trust and other funds advised by the investment adviser and the profitability of the investment adviser. These profitability reports are put together by the investment adviser with the oversight of the Board. The trustees discuss with the investment adviser its revenues and expenses, including among other things, revenues for advisory services, portfolio management-related expenses, revenue sharing arrangement costs and allocated expenses both on an aggregate basis and per fund. The Board has determined that the analysis of the investment adviser's expenses and profitability support its decision to approve the investment advisory agreement.

Economies of Scale. On a regular basis, the Board of Trustees considers the size of the Trust and how that relates to the Trust's expense ratio and particularly the Trust's advisory fee rate. In conjunction with its review of the investment adviser's profitability, the trustees discuss with the investment adviser how more (or less) assets can affect the efficiency or effectiveness of managing the Trust's portfolio and whether the advisory fee level is appropriate relative to current asset levels and/or whether the advisory fee structure reflects economies of scale as asset levels change. The Board has determined that its review of the actual and potential economies of scale of the Trust support its decision to approve the investment advisory agreement.

Other Benefits of the Relationship. On a regular basis, the Board of Trustees considers other benefits to the investment adviser and its affiliates derived from the investment adviser's relationship with the Trust and other funds advised by the investment adviser. These benefits include, among other things, fees for transfer agency services provided to the funds, in certain cases research received by the adviser generated from commission dollars spent on funds' portfolio trading, and in certain cases distribution or service related fees related to funds' sales. The trustees review with the investment adviser each of these arrangements and the reasonableness of its costs relative to the services performed. The Board has determined that the other benefits received by the investment adviser or its affiliates support its decision to approve the investment advisory agreement.

# Van Kampen Senior Income Trust

Portfolio of Investments ■ July 31, 2009

Principal Amount (000)	Borrower	Coupon	Stated Maturity*	Value
	<b>Variable Rate** Senior Loan Interests</b>	<b>154.1%</b>		
	<b>Aerospace/Defense</b>	<b>3.5%</b>		
\$ 4,092	Alion Science and Technology Corp., Term Loan . . . . .	9.50%	02/16/13	\$ 3,355,299
2,159	Apptis, Inc., Term Loan . . . . .	3.54 to 3.85	12/20/12	1,511,636
2,119	Atlantic Marine Services, Term Loan . . . . .	4.56	03/22/14	2,007,548
993	Booz Allen Hamilton, Inc., Term Loan (a) . . . . .	7.50	07/31/15	996,845
1,173	DeCrane Aircraft Holdings, Inc., Term Loan . . . . .	6.38	02/21/13	885,537
8,146	IAP Worldwide Services, Inc., Term Loan (b) . . . . .	9.25 to 11.50	12/30/12 to 06/28/13	4,978,570
4,416	ILC Industries, Inc., Term Loan . . . . .	2.29	02/24/12	4,195,200
2,650	Primus International, Inc., Term Loan . . . . .	2.79	06/07/12	2,239,245
4,819	Vangent, Inc., Term Loan . . . . .	2.92	02/14/13	4,445,829
625	Wesco Aircraft Hardware Corp., Term Loan . . . . .	6.04	03/28/14	490,625
				<u>25,106,334</u>
	<b>Automotive</b>	<b>4.6%</b>		
3,250	Acument Global Technologies, Term Loan . . . . .	5.10	08/11/13	1,503,071
3,990	Federal-Mogul Corp., Term Loan . . . . .	2.23 to 2.25	12/27/14 to 12/27/15	3,022,329
9,642	Ford Motor Co., Term Loan . . . . .	3.28 to 3.51	12/16/13	8,231,432
7,075	Metokote Corp., Term Loan . . . . .	3.29 to 5.25	11/27/11	3,802,863
872	Navistar International Corp., Revolving Credit Agreement . . . . .	3.54	01/19/12	812,414
2,398	Navistar International Corp., Term Loan . . . . .	3.54	01/19/12	2,234,137
2,087	Oshkosh Truck Corp., Term Loan . . . . .	6.60 to 6.64	12/06/13	2,072,505
611	Performance Transportation Services, Inc., Revolving Credit Agreement (c) (d) (e) . . . . .	7.29	01/26/12	168,159
420	Performance Transportation Services, Inc., Term Loan (c) (d) (e) . . . . .	7.50	01/26/12	115,474
4,865	Polypore, Inc., Term Loan . . . . .	2.56	07/03/14	4,597,509
4,670	Sensata Technologies, Inc., Term Loan . . . . .	2.25	04/26/13	3,935,777
499	TRW Automotive, Inc., Term Loan . . . . .	6.31	02/09/14	474,726
2,000	United Components, Inc., Term Loan . . . . .	3.21	06/29/12	1,765,000
				<u>32,735,396</u>
	<b>Banking</b>	<b>1.7%</b>		
13,318	Dollar Financial Corp., Term Loan . . . . .	3.29 to 3.35	10/30/12	12,219,162

# Van Kampen Senior Income Trust

Portfolio of Investments ■ July 31, 2009 *continued*

Principal Amount (000)	Borrower	Coupon	Stated Maturity*	Value
	<b>Beverage, Food &amp; Tobacco</b>	<b>10.1%</b>		
\$ 5,204	Acosta, Inc., Term Loan (a) . . . . .	2.54%	07/28/13	\$ 4,949,955
3,126	BE Foods Investments, Inc., Term Loan (b). . . . .	6.05	07/11/12	2,766,593
11,169	Coleman Natural Foods, LLC, Term Loan (b). . . . .	6.92 to 11.72	08/22/12 to 08/22/13	6,073,386
4,748	DCI Cheese Co., Term Loan . . . . .	3.85	06/30/10	2,730,225
11,185	Dole Food Co. Inc., Term Loan . . . . .	7.37 to 8.00	04/12/13	11,288,777
10,179	DS Waters of America, Inc., Term Loan . . . . .	2.54	10/27/12	9,161,194
4,950	DSW Holdings, Inc., Term Loan . . . . .	4.29	03/02/12	4,133,250
9,753	Farley's & Sathers Candy Co., Inc., Term Loan . . . . .	4.04 to 8.30	06/15/10 to 03/24/11	8,907,763
5,750	FSB Holdings, Inc., Term Loan . . . . .	2.56 to 6.06	09/29/13 to 03/29/14	4,936,804
1,159	Michael Foods, Inc., Term Loan . . . . .	6.50	05/01/14	1,170,758
1,099	PBM Products, LLC, Term Loan . . . . .	2.54	09/29/12	1,027,617
319	Pinnacle Foods Finance, LLC, Revolving Credit Agreement . . . . .	3.05	04/02/13	215,460
6,824	Pinnacle Foods Finance, LLC, Term Loan . . . . .	3.06	04/02/14	6,244,172
749	Smart Balance, Inc., Term Loan . . . . .	3.60	05/18/14	681,983
7,899	Wm. Wrigley Jr. Co., Term Loan . . . . .	6.50	09/30/14	8,001,584
				<u>72,289,521</u>
	<b>Broadcasting—Cable</b>	<b>8.3%</b>		
4,520	Cequel Communications, LLC, Term Loan . . . . .	2.30 to 4.25	11/05/13	4,330,106
22,465	Charter Communications Operating, LLC, Term Loan (e) . . . . .	6.25 to 6.75	03/06/14 to 09/06/14	20,323,001
3,701	CSC Holdings, Inc., Term Loan . . . . .	1.29	02/24/12	3,587,364
3,990	DIRECTV Holdings, LLC, Term Loan . . . . .	5.25	04/13/13	4,011,123
4,389	Discovery Communications Holdings, LLC, Term Loan . . . . .	5.25	05/14/14	4,460,321
1,977	Knology Inc., Term Loan . . . . .	2.54	06/30/12	1,848,343
4,888	MCC Iowa, LLC, Term Loan . . . . .	2.02 to 6.50	01/31/15 to 01/03/16	4,671,530
2,340	Mediacom Illinois, LLC, Term Loan . . . . .	2.02	01/31/15	2,201,549
7,271	RCN Corp., Term Loan . . . . .	2.88	05/25/14	6,798,144
7,141	TWCC Holding Corp., Term Loan . . . . .	7.25	09/12/15	7,223,790
				<u>59,455,271</u>
	<b>Broadcasting—Diversified</b>	<b>1.3%</b>		
8,248	Alpha Topco, Ltd., Term Loan (United Kingdom) (a). . . . .	2.54 to 3.79	12/31/13 to 06/30/14	5,991,933
4,319	Cumulus Media, Inc., Term Loan . . . . .	4.29	06/11/14	2,915,523
701	NEP II, Inc., Term Loan . . . . .	2.54	02/16/14	616,795
				<u>9,524,251</u>

# Van Kampen Senior Income Trust

Portfolio of Investments ■ July 31, 2009 *continued*

Principal Amount (000)	Borrower	Coupon	Stated Maturity*	Value
<b>Broadcasting—Radio 2.6%</b>				
\$ 2,500	Citadel Broadcasting Corp., Term Loan . . . . .	2.33 to 2.35%	06/12/14	\$ 1,418,750
6,711	CMP KC, LLC, Term Loan (f) . . . . .	6.25	05/03/11	2,046,799
13,975	CMP Susquehanna Corp., Term Loan . . . . .	2.31	05/05/13	7,616,309
1,741	LBI Media, Inc., Term Loan . . . . .	1.79	03/31/12	1,290,886
4,675	Multicultural Radio Broadcasting, Inc., Term Loan . . . . .	3.05 to 6.05	12/18/12 to 06/18/13	3,265,625
3,761	NextMedia Operating, Inc., Term Loan . . . . .	8.25	11/15/12	2,538,704
2,127	NextMedia Operating, Inc., Term Loan (b) (d) . . . . .	11.25	11/15/13	159,505
				<u>18,336,578</u>
<b>Broadcasting—Television 2.7%</b>				
960	Barrington Broadcasting, LLC, Term Loan (a) . . . . .	4.85 to 5.19	08/12/13	599,518
2,687	FoxCo Acquisition, LLC, Term Loan . . . . .	7.25	07/14/15	2,140,620
961	High Plains Broadcasting Operating Co., LLC, Term Loan . . . . .	7.25	09/14/16	670,374
3,630	Newport Television, LLC, Term Loan . . . . .	7.25 to 8.00	09/14/16	2,532,233
249	NV Broadcasting, LLC, Term Loan . . . . .	13.00	02/28/10	249,161
4,115	NV Broadcasting, LLC, Term Loan (d) . . . . .	5.25	11/01/13	1,131,510
3,632	Sunshine Acquisition, Ltd., Term Loan . . . . .	3.26	03/20/12	2,950,942
11,053	Univision Communications, Inc., Term Loan . . . . .	2.54	09/29/14	8,950,801
				<u>19,225,159</u>
<b>Buildings &amp; Real Estate 2.4%</b>				
2,500	El Ad IDB Las Vegas, LLC, Term Loan . . . . .	3.05	08/09/12	1,937,500
6,000	Ginn LA CS Borrower, LLC, Term Loan (d) (f) . . . . .	10.20	06/08/12	10,002
14,820	Ginn LA CS Borrower, LLC, Term Loan (d) . . . . .	6.20 to 7.75	06/08/11	1,506,705
308	KAG Property, LLC, Term Loan (f) . . . . .	6.31	09/23/09	296,481
6,638	Kuilima Resort Co., Term Loan (b) (d) (f) . . . . .	22.25	09/30/11	0
113	Kuilima Resort Co., Term Loan (b) (d) (f) (g) . . . . .	30.25	10/01/08	0
3,000	Kyle Acquisition Group, LLC, Term Loan (d) . . . . .	6.00	07/20/11	247,500
2,200	Kyle Acquisition Group, LLC, Term Loan (d) (g) . . . . .	5.75	07/20/09	181,500

# Van Kampen Senior Income Trust

Portfolio of Investments ■ July 31, 2009 *continued*

Principal Amount (000)	Borrower	Coupon	Stated Maturity*	Value
<b>Buildings &amp; Real Estate (Continued)</b>				
\$ 602	Lake at Las Vegas Joint Venture, LLC, Revolving Credit Agreement (b) (d) (e) . . . . .	14.35%	06/20/12	\$ 37,114
1,000	Lake at Las Vegas Joint Venture, LLC, Term Loan (e) . . . . .	7.79	08/07/09	740,000
6,066	Lake at Las Vegas Joint Venture, LLC, Term Loan (b) (d) (e) . . . . .	14.35	12/22/12	374,075
10	Lake at Las Vegas Joint Venture, LLC, Term Loan (d) (e) . . . . .	20.00	10/01/09	636
3,389	Landsource Communities Development, LLC, Term Loan (b) (d) (e) (g) . . . . .	8.25	07/31/09	429,296
4,235	NLV Holdings, LLC, Term Loan (b) (e) . . . . .	6.25 to 12.50	05/09/11 to 05/09/12	740,157
4,718	Realogy Corp., Term Loan . . . . .	3.31	10/10/13	3,656,737
2,000	South Edge, LLC, Term Loan (d) . . . . .	5.50	10/31/09	500,000
1,908	South Edge, LLC, Term Loan (d) (g) . . . . .	5.25	10/31/08	357,752
540	Standard Pacific Corp., Term Loan . . . . .	2.60	05/05/13	380,700
5,946	Tamarack Resorts, LLC, Term Loan (d) (f) . . . . .	7.50 to 8.05	05/19/11	891,900
497	Tamarack Resorts, LLC, Term Loan (d) (f) (g) . . . . .	18.00	07/02/09	478,889
5,533	WCI Communities, Inc., Term Loan (e) . . . . .	5.55	12/23/10	3,190,634
3,876	Yellowstone Mountain Club, LLC, Term Loan (d) (e) (i) . . . . .	4.63 to 5.29	09/30/10 to 07/16/14	<u>1,007,838</u>
				<u>16,965,416</u>
<b>Business Equipment &amp; Services 4.0%</b>				
3,620	First American Payment Systems, LP, Term Loan . . . . .	3.31 to 4.81	10/06/13	3,113,415
2,157	GSI Holdings, LLC, Term Loan . . . . .	3.68	08/01/14	1,790,673
1,504	InfoUSA, Inc., Term Loan . . . . .	2.60	02/14/12	1,434,969
5,721	NCO Financial Systems, Term Loan . . . . .	7.50	05/15/13	5,206,306
12,669	Nielsen Finance, LLC, Term Loan . . . . .	2.30	08/09/13	11,893,020
3,909	RGIS Services, LLC, Term Loan . . . . .	2.99 to 3.10	04/30/14	3,342,287
173	Sedgwick CMS Holdings, Inc., Term Loan . . . . .	2.54	01/31/13	161,484
1,960	SMG Holdings, Inc., Term Loan . . . . .	3.31 to 4.12	07/27/14	<u>1,705,200</u>
				<u>28,647,354</u>
<b>Chemicals, Plastics &amp; Rubber 8.1%</b>				
4,441	Ashland Chemicals, Term Loan (a) . . . . .	6.75 to 7.65	11/13/13 to 05/13/14	4,504,591
2,400	Brenntag Holdings GmbH & Co. KG, Term Loan (Germany) . . . . .	4.29	07/07/15	1,986,000
895	Cristal Inorganic Chemicals US, Inc., Term Loan . . . . .	2.85	05/15/14	666,609
14,990	Hexion Specialty Chemicals, Inc., Term Loan . . . . .	2.88	05/06/13	11,229,758

# Van Kampen Senior Income Trust

Portfolio of Investments ■ July 31, 2009 *continued*

Principal Amount (000)	Borrower	Coupon	Stated Maturity*	Value
<b>Chemicals, Plastics &amp; Rubber (Continued)</b>				
\$ 4,162	Huntsman International, LLC, Term Loan . . . . .	2.04%	04/21/14	\$ 3,868,909
4,543	Ineos Holdings, Ltd., Term Loan (United Kingdom) . . . . .	7.50 to 8.00	12/16/13 to 12/16/14	3,520,835
9,726	Kraton Polymers, LLC, Term Loan . . . . .	2.63	05/13/13	8,145,705
160	Lyondell Chemical Co., Revolving Credit Agreement (e) . . . . .	3.76 to 7.00	12/20/13	68,921
14,447	Lyondell Chemical Co., Term Loan (e) . . . . .	3.79 to 13.00	12/15/09 to 12/22/14	7,157,190
3,269	Nalco Co., Term Loan . . . . .	6.50	05/13/16	3,313,746
4,950	PQ Corp., Term Loan . . . . .	3.54 to 3.75	07/30/14	3,894,002
5,985	Solutia, Inc., Term Loan . . . . .	7.25	02/28/14	5,860,129
4,733	Univar Inc., Term Loan . . . . .	3.29	10/10/14	4,271,234
				<u>58,487,629</u>
<b>Construction Material 1.1%</b>				
11,116	Axia, Inc., Term Loan (b) . . . . .	5.00	12/21/12	3,056,769
4,173	Building Materials Holding Corp., Term Loan (d) (e) . . . . .	6.50	11/10/11	1,168,489
2,913	Contech Construction Products, Inc., Term Loan . . . . .	2.30	01/31/13	2,527,062
1,500	Custom Building Products, Inc., Term Loan . . . . .	10.75	04/20/12	1,267,500
				<u>8,019,820</u>
<b>Containers, Packaging &amp; Glass 3.9%</b>				
2,439	Anchor Glass Container Corp., Term Loan (a) . . . . .	6.75	06/20/14	2,388,754
3,418	Berlin Packaging LLC, Term Loan . . . . .	3.29 to 3.61	08/17/14	2,743,168
3,180	Berry Plastics Group, Inc., Term Loan (a) . . . . .	2.30	04/03/15	2,711,596
7,072	Graham Packaging Co., L.P., Term Loan . . . . .	2.56 to 6.75	10/07/11 to 04/05/14	7,067,184
1,346	Graphic Packaging International, Inc., Term Loan . . . . .	2.31 to 2.60	05/16/14	1,283,939
6,617	Kranson Industries, Inc., Term Loan . . . . .	2.54 to 4.50	07/31/13	5,900,509
5,816	Packaging Dynamics Operating Co., Term Loan . . . . .	2.29	06/09/13	2,762,740
4,045	Pertus Sechzehnte GmbH, Term Loan (Germany) . . . . .	2.66 to 2.91	06/13/15 to 06/13/16	2,645,414
825	Tegrant Holding Corp., Term Loan . . . . .	6.10	03/08/15	226,875
				<u>27,730,179</u>
<b>Diversified Manufacturing 0.9%</b>				
2,350	Arnold Magnetic Technologies Corp., Term Loan (f) . . . . .	7.50 to 8.50	03/07/11 to 03/06/12	1,626,502
5,835	MW Industries, Inc., Term Loan (f) . . . . .	3.29 to 5.04	11/01/13	5,223,912
				<u>6,850,414</u>

# Van Kampen Senior Income Trust

Portfolio of Investments ■ July 31, 2009 *continued*

Principal Amount (000)	Borrower	Coupon	Stated Maturity*	Value
	<b>Durable Consumer Products 0.3%</b>			
\$ 2,748	Brown Jordan International, Inc., Term Loan . . . . .	4.30 to 6.25%	04/30/12	\$ 2,136,487
	<b>Ecological 0.5%</b>			
1,471	Energy Solutions, LLC, Term Loan . . . . .	2.54	05/28/13	1,397,186
1,599	Environmental Systems Products Holdings, Term Loan (f) . . . . .	13.50	09/12/12	1,439,408
1,100	Synagro Technologies, Inc., Term Loan . . . . .	5.05	10/02/14	616,000
				<u>3,452,594</u>
	<b>Education &amp; Child Care 3.3%</b>			
1,528	Bright Horizons Family Solutions, Inc., Revolving Credit Agreement . . . . .	3.50 to 5.75	05/28/14	1,146,000
2,458	Bright Horizons Family Solutions, Inc., Term Loan (a). . . . .	7.50	05/28/15	2,324,878
7,980	Cengage Learning, Holdings II, LP, Term Loan . . . . .	2.79	07/03/14	6,875,840
1,051	Educate, Inc., Term Loan . . . . .	2.85 to 5.85	06/14/13 to 06/16/14	970,618
3,361	Education Management LLC, Term Loan . . . . .	2.38	06/03/13	3,226,343
12,281	Nelson Education, Ltd., Term Loan (Canada) . . . . .	3.10	07/05/14	8,965,312
				<u>23,508,991</u>
	<b>Electronics 4.2%</b>			
4,292	Edwards Ltd., Term Loan (Cayman Islands) (b) . . . . .	2.29 to 6.79	05/31/14 to 11/30/14	2,155,902
540	H3C Holdings, Ltd., Term Loan (Cayman Islands) . . . . .	4.79	09/28/12	487,350
5,363	Infor Enterprise Solutions Holdings, Inc., Term Loan . . . . .	4.04	07/28/12	4,611,750
1,382	Intergraph Corp., Term Loan . . . . .	2.66	05/29/14	1,315,185
1,402	Matinvest 2 SAS, Term Loan (France) . . . . .	2.80 to 3.05	06/23/14 to 06/22/15	834,217
1,601	Network Solutions, LLC, Term Loan . . . . .	2.79 to 3.10	03/07/14	1,397,179
949	Nuance Communications, Inc., Term Loan . . . . .	2.29	03/29/13	899,952
9,294	Open Solutions, Inc., Term Loan . . . . .	2.63	01/23/14	6,626,049
582	Stratus Technologies, Inc., Term Loan . . . . .	4.36	03/29/11	365,205
229	Sungard Data Systems, Inc., Revolving Credit Agreement . . . . .	4.25	08/11/11	186,704
8,923	Sungard Data Systems, Inc., Term Loan . . . . .	2.05 to 6.75	02/28/14 to 02/26/16	8,620,723

# Van Kampen Senior Income Trust

Portfolio of Investments ■ July 31, 2009 *continued*

Principal Amount (000)	Borrower	Coupon	Stated Maturity*	Value
<b>Electronics (Continued)</b>				
\$ 2,216	Verint Systems Inc., Term Loan . . . . .	3.54%	05/25/14	\$ 1,935,373
715	X-Rite, Inc., Term Loan . . . . .	7.25 to 8.00	10/24/12	562,745
				<u>29,998,334</u>
<b>Entertainment &amp; Leisure 7.5%</b>				
3,881	Bombardier Recreational Products, Inc., Term Loan (Canada) . . . . .	3.29 to 3.30	06/28/13	2,774,971
4,030	Cedar Fair, LP, Term Loan . . . . .	2.29 to 4.25	02/17/12	3,947,914
2,383	Cinemark USA, Inc., Term Loan . . . . .	2.04 to 2.67	10/05/13	2,289,813
7,069	Fender Musical Instruments Corp., Term Loan . . . . .	2.54 to 2.85	06/09/14	5,372,775
2,416	Gibson Guitar Corp., Term Loan . . . . .	2.85	12/29/13	2,084,110
6,000	Hicks Sports Group, LLC, Term Loan (d) . . . . .	6.75	12/22/10	5,325,000
4,404	Metro-Goldwyn-Mayer Studios, Inc., Revolving Credit Agreement . . . . .	3.04	04/08/10	2,334,038
17,910	Metro-Goldwyn-Mayer Studios, Inc., Term Loan . . . . .	3.54	04/08/12	10,477,061
4,814	Mets, LP, Term Loan (f) . . . . .	2.29	07/25/10	4,381,000
2,036	Playcore Holdings, Inc., Term Loan . . . . .	3.13 to 4.75	02/21/14	1,709,836
1,355	Regal Cinemas, Corp., Term Loan . . . . .	4.35	10/28/13	1,345,743
3,400	Ticketmaster Entertainment, Inc., Term Loan . . . . .	3.60	07/25/14	3,298,000
2,563	True Temper Sports, Inc., Revolving Credit Agreement (g) . . . . .	7.50	03/15/09	1,524,836
8,126	True Temper Sports, Inc., Term Loan . . . . .	7.50	03/15/11	6,108,380
4,250	True Temper Sports, Inc., Term Loan (d) . . . . .	6.60	06/30/11	850,000
				<u>53,823,477</u>
<b>Farming &amp; Agriculture 0.4%</b>				
3,000	WM. Bolthouse Farms, Inc., Term Loan . . . . .	5.79	12/16/13	2,606,250
<b>Finance 8.9%</b>				
554	DCS Business Services, Inc., Term Loan (f) . . . . .	13.75	08/04/11	410,172
26,780	First Data Corp., Term Loan . . . . .	3.04	09/24/14	22,655,389
4,559	Grosvenor Capital Management Holdings, LLP, Term Loan . . . . .	2.31	12/05/13	3,943,709
5,779	iPayment, Inc., Term Loan . . . . .	2.29 to 2.60	05/10/13	4,723,976
6,904	LPL Holdings, Inc., Term Loan . . . . .	2.04 to 2.35	06/28/13	6,334,037
1,968	Metavante Corp., Term Loan . . . . .	2.78	11/01/14	1,933,945
9,497	National Processing Co. Group, Term Loan . . . . .	3.31 to 7.08	09/29/13 to 09/29/14	7,059,433
5,865	Nuveen Investments, Inc., Term Loan . . . . .	3.29 to 3.49	11/13/14	4,783,322

# Van Kampen Senior Income Trust

Portfolio of Investments ■ July 31, 2009 *continued*

Principal Amount (000)	Borrower	Coupon	Stated Maturity*	Value
<b>Finance (Continued)</b>				
\$10,040	Oxford Acquisition III, Ltd., Term Loan (United Kingdom) . . . . .	2.50%	05/12/14	\$ 5,371,616
7,242	RJO Holdings Corp., Term Loan . . . . .	3.30 to 7.05	07/12/14 to 07/12/15	2,236,416
7,293	Transfirst Holdings, Inc., Term Loan . . . . .	3.04 to 7.04	06/15/14 to 06/15/15	4,432,615
				<u>63,884,630</u>
<b>Grocery 1.0%</b>				
7,214	Roundy's Supermarkets, Inc., Term Loan . . . . .	3.04 to 3.05	11/03/11	<u>7,029,318</u>
<b>Health &amp; Beauty 1.1%</b>				
4,761	American Safety Razor Co., Term Loan . . . . .	2.54 to 6.54	07/31/13 to 01/30/14	3,868,179
7,377	Marietta Intermediate Holding Corp., Term Loan (b) . . . . .	5.29 to 12.00	11/30/10 to 12/31/12	1,363,687
4,094	Philosophy, Inc., Term Loan . . . . .	2.29	03/16/14	2,476,605
				<u>7,708,471</u>
<b>Healthcare 16.5%</b>				
5,060	American Medical Systems, Inc., Term Loan . . . . .	2.56	07/20/12	4,908,609
257	Catalent Pharma Solutions, Inc., Revolving Credit Agreement . . . . .	2.54 to 2.55	04/10/13	186,429
3,859	Catalent Pharma Solutions, Term Loan . . . . .	2.54	04/10/14	3,305,797
20,812	Community Health Systems, Inc., Term Loan . . . . .	2.54 to 2.92	07/25/14	19,602,017
1,177	Concentra Inc., Term Loan . . . . .	2.85	06/25/14	1,047,555
4,640	CRC Health Group, Inc., Term Loan . . . . .	2.85	02/06/13	3,758,334
6,068	DSI Renal, Inc., Term Loan (b) . . . . .	5.63	03/31/13	4,399,236
2,241	Fresenius SE, Term Loan (Germany) . . . . .	6.75	09/10/14	2,263,591
431	Genoa Healthcare Group, LLC, Term Loan . . . . .	5.75	08/10/12	385,875
20,987	HCA, Inc., Term Loan . . . . .	1.85 to 2.85	11/16/12 to 11/18/13	19,744,376
4,328	HCR Healthcare, LLC, Term Loan . . . . .	2.79	12/22/14	3,916,902
10,571	Health Management Associates, Inc., Term Loan . . . . .	2.35	02/28/14	9,842,245
10,780	Inverness Medical Innovations, Inc., Term Loan . . . . .	2.29 to 2.60	06/26/14	10,384,730
3,984	Life Technologies Corp., Term Loan . . . . .	5.25	11/20/15	4,025,924
9,711	Multiplan, Inc., Term Loan . . . . .	2.81	04/12/13	9,261,894
1,200	Select Medical Corp., Revolving Credit Agreement . . . . .	2.80 to 4.75	02/24/11	972,000
2,323	Sun Healthcare Group, Inc., Term Loan . . . . .	2.50 to 3.31	04/21/14	2,096,375
336	Surgical Care Affiliates, LLC, Revolving Credit Agreement . . . . .	2.60	06/28/13	245,280

# Van Kampen Senior Income Trust

Portfolio of Investments ■ July 31, 2009 *continued*

Principal Amount (000)	Borrower	Coupon	Stated Maturity*	Value
<b>Healthcare (Continued)</b>				
\$10,264	Surgical Care Affiliates, LLC, Term Loan . . . . .	2.60%	12/29/14	\$ 9,340,073
5,858	United Surgical Partners International, Inc., Term Loan . . . . .	2.29 to 2.51	04/19/14	5,425,987
3,690	Viant Holdings, Inc., Term Loan . . . . .	2.85	06/25/14	3,209,945
				<u>118,323,174</u>
<b>Home &amp; Office Furnishings, Housewares &amp; Durable Consumer Products 0.9%</b>				
5,348	Generation Brands, LLC, Term Loan (b). . . . .	7.85	06/20/13	668,445
190	Hunter Fan Co., Revolving Credit Agreement . . . . .	4.79 to 6.75	04/16/13	101,427
2,117	Hunter Fan Co., Term Loan . . . . .	2.81 to 7.04	04/16/14 to 10/16/14	1,061,271
2,591	Mattress Holdings Corp., Term Loan . . . . .	2.54	01/18/14	1,476,589
5,066	National Bedding Co., LLC, Term Loan . . . . .	5.31	02/28/14	3,360,574
				<u>6,668,306</u>
<b>Hotels, Motels, Inns &amp; Gaming 9.1%</b>				
6,381	BLB Worldwide Holdings, Inc., Term Loan (b). . . . .	4.75	07/18/11	3,573,406
1,250	BLB Worldwide Holdings, Inc., Term Loan (b) (d) . . . . .	6.50	07/18/12	100,000
748	Cannery Casino Resorts, LLC, Revolving Credit Agreement . . . . .	2.79 to 2.80	05/18/12	643,045
7,463	Cannery Casino Resorts, LLC, Term Loan . . . . .	2.54 to 4.54	05/18/13 to 05/16/14	6,663,898
800	CCM Merger, Inc., Term Loan . . . . .	8.50	07/13/12	737,000
6,764	Golden Nugget, Inc., Term Loan . . . . .	2.29 to 3.54	06/30/14 to 12/31/14	4,401,286
8,751	Greektown Casino, LLC, Term Loan (d) (e) . . . . .	7.00	12/03/12	6,453,997
2,862	Greektown Holdings, LLC, Term Loan (b). . . . .	16.75	09/01/09	2,843,672
6,597	Green Valley Ranch Gaming, LLC, Term Loan . . . . .	2.54 to 4.00	02/16/14	4,502,128
11,730	Harrah's Operating Co., Inc., Term Loan . . . . .	3.50 to 3.60	01/28/15	9,430,232
10,058	Las Vegas Sands, LLC/Venetian Casino, Term Loan . . . . .	2.09	05/23/14	7,965,898
4,923	Magnolia Hill, LLC, Term Loan . . . . .	3.54 to 3.56	10/30/13	4,331,898
2,850	MGM Mirage, Term Loan . . . . .	6.00	10/03/11	2,443,875
5,891	New World Gaming Partners Holdings, Ltd., Term Loan . . . . .	3.10	09/30/14	3,858,821
8,061	Venetian Macau, Ltd., Term Loan . . . . .	2.85	05/25/12 to 05/25/13	7,482,944
				<u>65,432,100</u>
<b>Insurance 4.1%</b>				
3,913	Alliant Holdings I, Inc., Term Loan . . . . .	3.60	08/21/14	3,571,032
8,066	AmWins Group, Inc., Term Loan . . . . .	3.11 to 3.16	06/08/13	5,192,284

See Notes to Financial Statements

# Van Kampen Senior Income Trust

Portfolio of Investments ■ July 31, 2009 *continued*

Principal Amount (000)	Borrower	Coupon	Stated Maturity*	Value
<b>Insurance (Continued)</b>				
\$ 626	Applied Systems, Inc., Term Loan . . . . .	2.79%	09/26/13	\$ 579,336
2,353	Audatex North America, Inc., Term Loan . . . . .	2.44	05/16/14	2,291,218
3,038	Conseco, Inc., Term Loan . . . . .	6.50	10/10/13	2,217,507
1,650	HMSC Corp., Term Loan . . . . .	5.79	10/03/14	660,000
3,897	Mitchell International, Inc., Term Loan . . . . .	5.88	03/30/15	2,338,010
1,850	USI Holdings Corp., Revolving Credit Agreement . . . . .	2.79	05/05/13	1,313,500
6,035	USI Holdings Corp., Term Loan . . . . .	3.35	05/05/14	5,129,415
6,826	Vertafore, Inc., Term Loan . . . . .	3.16 to 6.66	01/31/12 to 01/31/13	6,308,819
				<u>29,601,121</u>
<b>Machinery 1.0%</b>				
3,510	Gleason, Inc., Term Loan . . . . .	2.06 to 2.69	06/30/13	3,281,554
1,930	Goodman Global, Inc., Term Loan . . . . .	6.50	02/13/14	1,890,194
2,948	Mold-Masters Luxembourg Holdings, SA, Term Loan . . . . .	3.81	10/11/14	2,107,463
				<u>7,279,211</u>
<b>Medical Products &amp; Services 2.4%</b>				
4,637	AGA Medical Corp., Term Loan . . . . .	2.30 to 2.37	04/28/13	3,959,253
5,732	Biomet Inc., Term Loan (a) . . . . .	3.29 to 3.61	03/25/15	5,445,931
8,288	Carestream Health, Inc., Term Loan . . . . .	2.29	04/30/13	7,655,944
				<u>17,061,128</u>
<b>Mining, Steel, Iron &amp; Non-Precious Metals 0.1%</b>				
690	John Maneely Co., Term Loan . . . . .	3.54 to 3.76	12/09/13	540,422
<b>Natural Resources 0.2%</b>				
1,680	CDX Funding, LLC, Term Loan (d) (e) . . . . .	7.50	03/31/13	420,000
1,190	Western Refining, Inc., Term Loan . . . . .	8.25	05/30/14	1,146,400
				<u>1,566,400</u>
<b>Non-Durable Consumer Products 3.7%</b>				
4,008	Amscan Holdings, Inc., Term Loan . . . . .	2.54 to 3.38	05/25/13	3,536,839
5,286	Huish Detergents, Inc., Term Loan . . . . .	2.04	04/26/14	4,995,581
6,731	KIK Custom Products, Inc., Term Loan . . . . .	2.54 to 5.29	06/02/14 to 11/30/14	3,919,331
2,715	Mega Brands, Inc., Term Loan (Canada) . . . . .	9.75	07/26/12	1,079,271
479	Spectrum Brands, Inc., Revolving Credit Agreement (e) . . . . .	4.31 to 6.25	03/30/13	438,762
9,419	Spectrum Brands, Inc., Term Loan (e) . . . . .	6.25	03/30/13	8,633,799

# Van Kampen Senior Income Trust

Portfolio of Investments ■ July 31, 2009 *continued*

Principal Amount (000)	Borrower	Coupon	Stated Maturity*	Value
<b>Non-Durable Consumer Products (Continued)</b>				
\$ 2,200	Targus Group International, Inc., Term Loan . . . . .	9.17%	05/22/13	\$ 660,000
3,955	Yankee Candle Co., Inc., Term Loan . . .	2.29	02/06/14	3,618,712
				<u>26,882,295</u>
<b>Paper &amp; Forest Products 1.1%</b>				
2,400	Ainsworth Lumber Co., Ltd, Term Loan (f) . . . . .	5.31	06/26/14	1,500,000
1,995	Georgia Pacific Corp., Term Loan . . . . .	2.34	12/20/12	1,930,138
2,197	Tidi Products, LLC, Term Loan (f) . . . . .	3.30 to 4.80	12/29/11 to 06/29/12	2,016,142
393	Verso Paper Holding, LLC, Term Loan (b) . . . . .	7.28 to 8.03	02/01/13	88,334
7,313	White Birch Paper Co., Term Loan (Canada) . . . . .	3.35	05/08/14	2,175,529
				<u>7,710,143</u>
<b>Pharmaceuticals 1.2%</b>				
5,000	Mylan Laboratories, Inc., Term Loan . . .	3.56 to 3.88	10/02/14	4,871,000
3,919	Nyco Holdings 2 ApS, Term Loan (Denmark) (h) . . . . .	2.85 to 3.60	12/29/13 to 12/29/15	3,539,953
				<u>8,410,953</u>
<b>Printing &amp; Publishing 7.1%</b>				
1,959	Ascend Media Holdings, LLC, Term Loan (d) (f) . . . . .	10.25	01/31/12	80,309
1,576	Caribe Media, Inc., Term Loan . . . . .	2.54 to 2.55	03/31/13	807,693
10,684	Cygnus Business Media, Inc., Term Loan (d) (g) . . . . .	5.75	07/13/09	4,540,594
2,360	Dex Media West, LLC, Term Loan (e) . . . . .	7.00	10/24/14	1,921,950
989	DRI Holdings, Inc., Term Loan . . . . .	3.29 to 3.60	07/03/14	884,727
11,260	Endurance Business Media, Inc., Term Loan (d) (f) . . . . .	4.75 to 11.25	07/26/13 to 01/26/14	3,486,805
11,623	F&W Publications, Inc., Term Loan . . .	5.21 to 6.50	08/05/12 to 02/05/13	3,739,033
9,173	Gatehouse Media Inc., Term Loan . . . . .	2.29 to 2.30	08/28/14	2,319,519
3,438	Idearc, Inc., Term Loan (d) (e) . . . . .	6.25	11/17/14	1,587,097
1,877	Intermedia Outdoor, Inc., Term Loan . . . . .	3.60	01/31/13	938,437
1,588	Knowledgepoint 360 Group, LLC, Term Loan . . . . .	4.11 to 7.86	04/14/14 to 04/13/15	1,105,724
2,404	Local Insight Regatta Holdings, Inc., Term Loan . . . . .	6.25	04/23/15	1,490,718
1,648	MC Communications, LLC, Term Loan (b) (f) . . . . .	6.75	12/31/12	944,213
3,066	MediaNews Group, Inc., Term Loan . . .	6.79	12/30/10 to 08/02/13	623,815
3,237	Merrill Communications, LLC, Term Loan (b) . . . . .	14.75 to 15.00	11/15/13	1,715,734
5,383	Network Communications, Inc., Term Loan . . . . .	2.50 to 3.75	11/30/12	3,902,368

See Notes to Financial Statements

# Van Kampen Senior Income Trust

Portfolio of Investments ■ July 31, 2009 *continued*

Principal Amount (000)	Borrower	Coupon	Stated Maturity*	Value
<b>Printing &amp; Publishing (Continued)</b>				
\$ 469	Proquest CSA, LLC, Term Loan . . . . .	2.79%	02/09/14	\$ 416,016
3,665	Questex Media Group, Inc., Term Loan . . . . .	5.25	05/04/14	1,081,175
8,655	Reader's Digest Association, Inc., Term Loan . . . . .	2.64 to 2.65	03/02/14	4,284,018
1,455	Summit Business Media Intermediate, Term Loan . . . . .	4.75	01/06/14	691,093
1,456	Thomas Nelson Publishers, Term Loan . . . . .	8.75	06/12/12	986,112
66,667	Tribune Co., Bridge Loan (d) (e) (f) . . . . .	8.25	12/20/15	541,667
17,662	Tribune Co., Term Loan (d) (e) . . . . .	5.25	06/04/14	7,417,859
9,498	Yell Group, PLC, Term Loan (United Kingdom) . . . . .	2.54 to 3.29	04/30/11 to 10/26/12	<u>5,773,829</u>
				<u>51,280,505</u>
<b>Restaurants &amp; Food Service 2.3%</b>				
4,424	Advantage Sales & Marketing, Inc., Term Loan (a) . . . . .	2.29 to 2.31	03/29/13	4,227,707
4,946	Aramark Corp., Term Loan (a) . . . . .	2.34 to 2.47	01/27/14	4,705,215
3,136	Center Cut Hospitality, Inc., Term Loan . . . . .	3.17	07/06/14	2,352,000
3,016	NPC International, Inc., Term Loan . . . . .	2.04 to 2.35	05/03/13	2,774,918
2,584	Volume Services America, Inc., Term Loan . . . . .	8.25	12/31/12	<u>2,131,510</u>
				<u>16,191,350</u>
<b>Retail—Oil &amp; Gas 0.5%</b>				
4,194	Pantry, Inc., Term Loan . . . . .	1.79	05/15/14	<u>3,934,870</u>
<b>Retail—Specialty 0.9%</b>				
6,562	Nebraska Book Co., Inc., Term Loan . . . . .	9.25	03/04/11	<u>6,495,893</u>
<b>Retail—Stores 2.0%</b>				
1,500	Dollar General Corp., Term Loan . . . . .	3.04 to 5.00	07/07/14	1,464,141
7,462	General Nutrition Centers, Inc., Term Loan . . . . .	2.54 to 2.85	09/16/13	6,823,399
3,819	Guitar Center, Inc., Term Loan . . . . .	3.79	10/09/14	2,870,600
3,038	Sally Holdings, Inc., Term Loan . . . . .	2.54 to 2.93	11/16/13	<u>2,917,951</u>
				<u>14,076,091</u>
<b>Telecommunications—Local Exchange Carriers 1.0%</b>				
3,409	Global Tel*Link Corp., Term Loan . . . . .	9.00	02/14/13	3,067,972
618	Orius Corp., LLC, Term Loan (c) (d) (e) (f) . . . . .	7.25	01/23/10	5,996
836	Orius Corp., LLC, Term Loan (c) (d) (e) (f) (g) . . . . .	6.75	01/23/09	8,108
1,169	Paetec Holding Corp., Term Loan . . . . .	2.79	02/28/13	1,108,820

# Van Kampen Senior Income Trust

Portfolio of Investments ■ July 31, 2009 *continued*

Principal Amount (000)	Borrower	Coupon	Stated Maturity*	Value
<b>Telecommunications—Local Exchange Carriers (Continued)</b>				
\$ 3,118	Sorenson Communications, Inc., Term Loan . . . . .	2.79 to 7.29%	08/16/13 to 02/16/14	\$ 2,901,717
				<u>7,092,613</u>
<b>Telecommunications—Long Distance 0.7%</b>				
6,017	Level 3 Communications, Inc., Term Loan . . . . .	2.54 to 11.50	03/13/14	<u>5,419,299</u>
<b>Telecommunications—Wireless 1.4%</b>				
5,771	Asurion Corp., Term Loan (a) . . . . .	3.29 to 4.02	07/03/14	5,573,221
4,064	CommScope, Inc., Term Loan . . . . .	3.10	12/26/14	3,976,215
741	MetroPCS Wireless, Inc., Term Loan . . . . .	2.56 to 3.31	11/04/13	<u>710,552</u>
				<u>10,259,978</u>
<b>Textiles &amp; Leather 2.4%</b>				
5,967	Gold Toe Investment Corp., Term Loan . . . . .	8.50 to 11.75	10/30/13 to 04/30/14	3,698,888
4,650	HBI Branded Apparel Ltd., Inc., Term Loan . . . . .	4.25	03/05/14	4,479,498
4,850	Levi Strauss & Co., Term Loan . . . . .	2.54	03/27/14	4,146,750
3,517	Saint John Knits International, Inc., Term Loan . . . . .	10.00	03/23/12	2,637,981
3,127	Varsity Brands, Inc., Term Loan . . . . .	3.06	02/22/14	<u>2,485,985</u>
				<u>17,449,102</u>
<b>Transportation—Cargo 0.5%</b>				
1,013	Cardinal Logistics Management, Inc., Term Loan (f) . . . . .	4.04 to 6.00	09/23/13	615,385
929	JHCI Acquisitions, Inc., Term Loan . . . . .	2.79	06/19/14	738,319
2,060	Kenan Advantage Group, Inc., Term Loan . . . . .	3.04	12/16/11	<u>1,936,558</u>
				<u>3,290,262</u>
<b>Utilities 12.6%</b>				
2,216	Bicent Power, LLC, Term Loan . . . . .	2.60	06/30/14	2,038,646
269	Boston Generating, LLC, Revolving Credit Agreement (a) . . . . .	2.85	12/20/13	198,486
6,580	Boston Generating, LLC, Term Loan (a) . . . . .	2.59 to 2.72	12/20/13	4,854,523
2,790	BRSP, LLC, Term Loan . . . . .	7.50	06/24/14	2,629,879
23,502	Calpine Corp., Term Loan (a) . . . . .	3.48	03/29/14	21,631,962
13,098	First Light Power Resources, Inc., Term Loan . . . . .	3.13 to 5.13	11/01/13 to 05/01/14	11,145,810
5,500	Longview Power, LLC, Term Loan . . . . .	2.88 to 2.94	02/28/14	4,400,000
187	Mach Gen, LLC, Term Loan . . . . .	2.60	02/22/13	169,320
13,421	NRG Energy, Inc., Term Loan . . . . .	1.79 to 2.10	02/01/13	12,759,746
1,775	NSG Holdings, LLC, Term Loan . . . . .	2.13	06/15/14	1,664,517
6,113	Primary Energy Operating, LLC, Term Loan . . . . .	4.05	08/24/09	5,654,833

See Notes to Financial Statements

# Van Kampen Senior Income Trust

Portfolio of Investments ■ July 31, 2009 *continued*

Principal Amount (000)	Borrower	Coupon	Stated Maturity*	Value
<b>Utilities (Continued)</b>				
\$15,225	Texas Competitive Electric Holdings Co., LLC, Term Loan . . . . .	3.76 to 3.80%	10/10/14	\$ 11,610,640
260	TPF Generation Holdings, LLC, Revolving Credit Agreement . . . . .	2.10	12/15/11	245,930
7,885	TPF Generation Holdings, LLC, Term Loan . . . . .	2.29 to 4.54	12/15/13 to 12/15/14	6,997,397
4,430	USPF Holdings, LLC, Term Loan . . . . .	2.04	04/11/14	4,141,870
				90,143,559
<b>Total Variable Rate** Senior Loan Interests 154.1%</b> . . . . .				<b>1,104,849,811</b>

Description	Value	
<b>Notes 2.0%</b>		
Apria Healthcare Group, Inc. (\$4,167,000 par, 11.25% coupon, maturing 11/01/14) . . . . .	\$ 4,260,417	
Builders FirstSource, Inc. (\$5,800,000 par, 5.13% coupon, maturing 02/15/12) (i) . . . . .	2,508,500	
Compression Polymers Corp. (\$2,700,000 par, 7.87% coupon, maturing 07/01/12) (i) . . . . .	1,903,500	
Environmental Systems Products Holdings, Inc. (\$560,083 par, 18.00% coupon, maturing 03/31/15) (f) . . . . .	0	
Qwest Corp. (\$4,500,000 par, 3.88% coupon, maturing 06/15/13) (i) . . . . .	4,252,500	
Verso Paper Holding, LLC (\$1,500,000 par, 4.78% coupon, maturing 08/01/14) (h) (i) . . . . .	727,500	
Wellman, Inc. (\$1,048,000 par, 5.00% coupon, maturing 01/29/19) (f) . . . . .	1,048,000	
<b>Total Notes 2.0%</b> . . . . .		<b>14,700,417</b>

<b>Equities 0.1%</b>	
Aladdin Gaming Holdings, LLC (7.84% ownership interest, Acquired 09/03/04, Cost \$0) (f) (j) . . . . .	15,250
Building Materials Holding Corp. (Warrants for 27,689 common shares, Expiration date 09/30/15, Acquired 10/09/08, Cost \$0) (f) (j) (k) . . . . .	0
Comdisco Holdings Co., Inc. (7 common shares, Acquired 09/04/08, Cost \$68) (j) (k) . . . . .	51
Environmental Systems Products Holdings, Inc. (9,333 common shares, Acquired 09/27/07, Cost \$0) (f) (j) (k) . . . . .	0
Environmental Systems Products Holdings, Inc. (4,275 preferred shares, Acquired 09/27/07, Cost \$106,875) (f) (j) (k) . . . . .	0
Euramax International, Inc. (4,207 common shares, Acquired 07/09/09, Cost \$4,543,100) (f) (j) . . . . .	214,562
Gentek, Inc. (Canada) (Warrants for 821 common shares, Expiration date 11/10/10, Acquired 10/17/06, Cost \$0) (j) . . . . .	6,158
IAP Worldwide Services, Inc. (Warrants for 17,576 common shares, Expiration date 06/11/15, Acquired 06/18/08, Cost \$0) (f) (j) (k) . . . . .	0
IAP Worldwide Services, Inc. (Warrants for 39,841 common shares, Expiration date 06/12/15, Acquired 06/18/08, Cost \$0) (f) (j) (k) . . . . .	0
IDT Corp. (7,632 common shares, Acquired 01/29/04, Cost \$0) (j) . . . . .	19,843
MC Communications, LLC (333,084 common shares, Acquired 07/02/09, Cost \$0) (f) (j) . . . . .	0

# Van Kampen Senior Income Trust

Portfolio of Investments ■ July 31, 2009 *continued*

Description	Value
<b>Equities (Continued)</b>	
Safelite Realty (28,448 common shares, Acquired 10/26/00, Cost \$0) (f) (j) (k) . . . . .	\$ 0
Wellman, Inc. (1,048 common shares, Acquired 02/12/09 & 06/16/09, Cost \$2,941,862) (f) (j) . . . . .	<u>611,330</u>
<b>Total Equities 0.1%</b> . . . . .	<u>867,194</u>
<b>Total Long-Term Investments 156.2%</b> (Cost \$1,521,683,311) . . . . .	<u>1,120,417,422</u>
<b>Time Deposit 0.9%</b>	
State Street Bank & Trust Co. (\$6,183,158 par, 0.01% coupon, dated 7/31/09, to be sold on 8/03/09 at \$6,183,164) (a) (Cost \$6,183,158) . . . . .	<u>6,183,158</u>
<b>Total Investments 157.1%</b> (Cost \$1,527,866,469) . . . . .	1,126,600,580
<b>Borrowings (5.3%)</b> . . . . .	(38,000,000)
<b>Preferred Shares (including accrued distributions) (48.8%)</b> . . . . .	(350,051,371)
<b>Liabilities in Excess of Other Assets (3.0%)</b> . . . . .	<u>(21,446,992)</u>
<b>Net Assets 100.0%</b> . . . . .	<u>\$ 717,102,217</u>

Percentages are calculated as a percentage of net assets applicable to common shares.

- (a) All or a portion of this security is designated in connection with unfunded loan commitments.
- (b) All or a portion of this security is payment-in-kind.
- (c) This borrower is currently in liquidation.
- (d) This Senior Loan interest is non-income producing.
- (e) This borrower has filed for protection in federal bankruptcy court.
- (f) Market value is determined in accordance with procedures established in good faith by the Board of Trustees.
- (g) Senior loan is past due.
- (h) 144A-Private Placement security which is exempt from registration under Rule 144A of the Securities Act of 1933, as amended. This security may only be resold in transactions exempt from registration which are normally those transactions with qualified institutional buyers.
- (i) Variable rate security. Interest rate shown is that in effect at July 31, 2009.
- (j) Non-income producing security.

# Van Kampen Senior Income Trust

Portfolio of Investments ■ July 31, 2009 *continued*

- (k) Restricted security. Securities were acquired through the restructuring of senior loans. These securities are restricted as they are not allowed to be deposited via the Depository Trust Company. If at a later point in time, the company wishes to register, the issuer will bear the costs associated with registration.
- (l) Subsequent to July 31, 2009, the security has emerged from bankruptcy.
- \* Senior Loans in the Trust's portfolio generally are subject to mandatory and/or optional prepayment. Because of these mandatory prepayment conditions and because there may be significant economic incentives for a Borrower to prepay, prepayments of Senior Loans in the Trust's portfolio may occur. As a result, the actual remaining maturity of Senior Loans held in the Trust's portfolio may be substantially less than the stated maturities shown. Although the Trust is unable to accurately estimate the actual remaining maturity of individual Senior Loans, the Trust estimates that the actual average maturity of the Senior Loans held in its portfolio will be approximately 18-24 months.
- \*\* Senior Loans in which the Trust invests generally pay interest at rates which are periodically redetermined by reference to a base lending rate plus a premium. These base lending rates are generally (i) the lending rate offered by one or more major European banks, such as the London Inter-Bank Offered Rate ("LIBOR"), (ii) the prime rate offered by one or more major United States banks or (iii) the certificate of deposit rate. Senior Loans are generally considered to be restricted in that the Trust ordinarily is contractually obligated to receive approval from the Agent Bank and/or Borrower prior to the disposition of a Senior Loan.

## Ratings Allocation as of 7/31/09 (Unaudited)

BBB/Baa . . . . .	3.2%
BB/Ba . . . . .	33.0%
B/B . . . . .	32.7%
CCC/Caa . . . . .	8.9%
CC/Ca . . . . .	0.2%
C/C . . . . .	0.6%
Non-Rated . . . . .	21.4%

Ratings allocations are as a percentage of long-term debt obligations. Ratings allocations based upon ratings as issued by Standard and Poor's and Moody's, respectively. Bank Loans rated below BBB by Standard and Poor's or Baa by Moody's are considered to be below investment grade.

# Van Kampen Senior Income Trust

Portfolio of Investments ■ July 31, 2009 *continued*

## Swap agreements outstanding as of July 31, 2009: Credit Default Swaps

Counterparty	Reference Entity	Buy/Sell Protection	Pay/Receive Fixed Rate	Expiration Date	Notional Amount (000)	Upfront Payments	Value	Credit Rating of Reference Entity*
Goldman Sachs International . . . . .	Calpine Corp. Texas Competitive Electric Holdings Company LLC	Sell	5.000%	03/20/10	\$1,500	\$(165,000)	\$ 1,584	B
Goldman Sachs International . . . . .	Texas Competitive Electric Holdings Company LLC	Sell	2.850	06/20/10	5,000	0	(270,030)	B-
Goldman Sachs International . . . . .	Texas Competitive Electric Holdings Company LLC	Sell	5.000	06/20/10	<u>3,000</u>	<u>(97,500)</u>	<u>(104,770)</u>	B-
<b>Total Credit Default Swaps . . . . .</b>					<b><u>\$9,500</u></b>	<b><u>\$(262,500)</u></b>	<b><u>\$(373,216)</u></b>	
<b>Swap Collateral Pledged to Counterparty</b>								
Goldman Sachs International . . . . .							<u>340,000</u>	
<b>Total Swap Agreements . . . . .</b>							<b><u>\$ (33,216)</u></b>	

\* Credit rating as issued by Standard and Poor's (Unaudited)

### Fair Value Measurements

Various inputs are used in determining the value of the Trust's investments. These inputs are summarized in the three broad levels listed below. (See Note 1(B) to the financial statements for further information regarding fair value measurements.)

# Van Kampen Senior Income Trust

Portfolio of Investments ■ July 31, 2009 *continued*

The following is a summary of the inputs used as of July 31, 2009 in valuing the Trust's investments carried at value.

Investment Type	Level 1	Level 2	Level 3	Total
	Quoted Prices	Other Significant Observable Inputs	Significant Unobservable Inputs	
<b>Assets:</b>				
Variable Rate Senior Loan Interests . . . . .	\$ —	\$1,078,846,122	\$26,003,689	\$1,104,849,811
Notes . . . . .	—	13,652,417	1,048,000	14,700,417
<b>Equities</b>				
Chemicals, Plastics & Rubber . . . . .	—	—	611,330	611,330
Diversified Manufacturing . . . . .	—	—	214,562	214,562
Finance . . . . .	51	—	—	51
Hotels, Motels, Inns & Gaming . . . . .	—	—	15,250	15,250
Paper & Forest Product . . . . .	6,158	—	—	6,158
Telecommunications—Local				
Exchange Carriers . . . . .	19,843	—	—	19,843
Short-term Investments . . . . .	—	6,183,158	—	6,183,158
Credit Default Swap . . . . .	—	1,584	—	1,584
Unfunded Commitments . . . . .	—	9,841	—	9,841
<b>Total Assets . . . . .</b>	<b><u>\$26,052</u></b>	<b><u>\$1,098,693,122</u></b>	<b><u>\$27,892,831</u></b>	<b><u>\$1,126,612,005</u></b>
<b>Liabilities:</b>				
Unfunded Commitments . . . . .	\$ —	\$ (12,807,432)	\$ (6,973)	\$ (12,814,405)
Credit Default Swap . . . . .	—	(374,800)	—	(374,800)
<b>Total Liabilities . . . . .</b>	<b><u>\$ —</u></b>	<b><u>\$ (13,182,232)</u></b>	<b><u>\$ (6,973)</u></b>	<b><u>\$ (13,189,205)</u></b>

# Van Kampen Senior Income Trust

Portfolio of Investments ■ July 31, 2009 *continued*

Following is a reconciliation of investments in which significant unobservable inputs (Level 3) were used in determining value:

	Investments in Loans and Securities							Unfunded Commitments
	Variable Rate Senior Loan Interests	Notes	Equities			Total		
			Chemicals, Plastics & Rubber	Diversified Manufacturing	Hotels, Motels, Inns & Gaming			
Balance as of 7/31/08 . . . . .	\$ 12,495,991	\$ —	\$ —	\$ —	\$ 15,250	\$ 12,511,241	\$ —	
Accrued Discounts/Premiums . . . . .	81,187	—	—	—	—	81,187	—	
Realized Gain/Loss . . . . .	(522,115)	—	—	—	—	(522,115)	—	
Change in Unrealized								
Appreciation/Depreciation . . . . .	(57,239,406)	(3,995,219)	(2,330,532)	(4,328,538)	—	(67,893,695)	(6,973)	
Net Purchases/Sales . . . . .	1,986,233	5,043,219	2,941,862	4,543,100	—	14,514,414	—	
Net Transfers In and/or Out of								
Level 3* . . . . .	69,201,799	—	—	—	—	69,201,799	—	
<b>Balance as of 7/31/09 . . . . .</b>	<b>\$ 26,003,689</b>	<b>\$ 1,048,000</b>	<b>\$ 611,330</b>	<b>\$ 214,562</b>	<b>\$ 15,250</b>	<b>\$ 27,892,831</b>	<b>\$(6,973)</b>	
Net Change in Unrealized Appreciation/Depreciation from Investments								
Still held as of 7/31/09						<u>\$(69,026,108)</u>	<u>\$(6,973)</u>	

\* The value of Net Transfers In and/or Out of Level 3 was measured using the market value as of the beginning of the period for transfers in and the market value as of the end of the period for transfers out.

# Van Kampen Senior Income Trust

## Financial Statements

### Statement of Assets and Liabilities

July 31, 2009

#### Assets:

Total Investments (Cost \$1,527,866,469) . . . . . \$1,126,600,580

#### Receivables:

Investments Sold . . . . . 35,318,816

Interest and Fees . . . . . 4,697,330

Other . . . . . 64,399

Total Assets . . . . . 1,166,681,125

#### Liabilities:

##### Payables:

Investments Purchased . . . . . 46,439,422

Borrowings . . . . . 38,000,000

Investment Advisory Fee . . . . . 771,882

Administrative Fee . . . . . 181,619

Income Distributions—Common Shares . . . . . 63,725

Distributor and Other Affiliates . . . . . 46,154

Unfunded Commitments . . . . . 12,804,564

Accrued Expenses . . . . . 680,288

Trustees' Deferred Compensation and Retirement Plans . . . . . 492,971

Swap Contracts . . . . . 33,216

Accrued Interest Expense . . . . . 13,696

Total Liabilities . . . . . 99,527,537

Preferred Shares (including accrued distributions) . . . . . 350,051,371

Net Assets Applicable to Common Shares . . . . . \$ 717,102,217

Net Asset Value Per Common Share (\$717,102,217 divided by 180,010,000 shares outstanding) . . . . . \$ 3.98

#### Net Assets Consist of:

Common Shares (\$0.01 par value with an unlimited number of shares authorized, 180,010,000 shares issued and outstanding) . . . . . \$ 1,800,100

Paid in Surplus . . . . . 1,783,370,975

Accumulated Undistributed Net Investment Income . . . . . (8,731,532)

Net Unrealized Depreciation . . . . . (414,181,169)

Accumulated Net Realized Loss . . . . . (645,156,157)

Net Assets Applicable to Common Shares . . . . . \$ 717,102,217

Preferred Shares (\$0.01 par value, authorized 28,000 shares, 14,000 issued with liquidation preference of \$25,000 per share) . . . . . \$ 350,000,000

Net Assets Including Preferred Shares . . . . . \$1,067,102,217

# Van Kampen Senior Income Trust

Financial Statements *continued*

## Statement of Operations

For the Year Ended July 31, 2009

### Investment Income:

Interest from Investments . . . . .	\$ 95,510,402
Dividends . . . . .	1,282
Other . . . . .	<u>3,248,620</u>
Total Income . . . . .	<u>98,760,304</u>

### Expenses:

Investment Advisory Fee . . . . .	10,508,777
Credit Line . . . . .	5,298,360
Administrative Fee . . . . .	2,472,653
Preferred Share Maintenance . . . . .	788,866
Custody . . . . .	427,618
Professional Fees . . . . .	314,878
Accounting and Administrative Expenses . . . . .	172,122
Reports to Shareholders . . . . .	127,776
Transfer Agent Fees . . . . .	28,351
Trustees' Fees and Related Expenses . . . . .	11,625
Depreciation in Trustees' Deferred Compensation Accounts . . . . .	(66,839)
Other . . . . .	<u>167,397</u>
Total Operating Expenses . . . . .	20,251,584
Interest Expense . . . . .	<u>5,000,510</u>
Total Expense . . . . .	<u>25,252,094</u>

**Net Investment Income . . . . .** \$ 73,508,210

### Realized and Unrealized Gain/Loss:

#### Realized Gain/Loss:

Investments . . . . .	\$(353,401,451)
Swap Contracts . . . . .	(1,280,858)
Net Realized Loss . . . . .	<u>(354,682,309)</u>

#### Unrealized Appreciation/Depreciation:

Beginning of the Period . . . . .	<u>(326,725,684)</u>
End of the Period:	
Investments . . . . .	(401,265,889)
Swap Contracts . . . . .	(110,716)
Unfunded Commitments . . . . .	<u>(12,804,564)</u>
	<u>(414,181,169)</u>

Net Unrealized Depreciation During the Period . . . . . (87,455,485)

**Net Realized and Unrealized Loss . . . . .** \$(442,137,794)

**Distributions to Preferred Shareholders . . . . .** \$ (9,364,996)

**Net Decrease in Net Assets Applicable to Common Shares From Operations . . . . .** \$(377,994,580)

# Van Kampen Senior Income Trust

Financial Statements *continued*

## Statements of Changes in Net Assets

	For The Year Ended July 31, 2009	For The Year Ended July 31, 2008
<b>From Investment Activities:</b>		
Operations:		
Net Investment Income . . . . .	\$ 73,508,210	\$ 143,443,228
Net Realized Loss . . . . .	(354,682,309)	(47,821,036)
Net Unrealized Depreciation During the Period . . . . .	(87,455,485)	(233,806,954)
Distributions to Preferred Shareholders:		
Net Investment Income . . . . .	<u>(9,364,996)</u>	<u>(31,521,869)</u>
Change in Net Assets Applicable to Common Shares		
from Operations . . . . .	(377,994,580)	(169,706,631)
Distributions to Common Shareholders:		
Net Investment Income . . . . .	<u>(70,077,894)</u>	<u>(115,188,402)</u>
<b>Total Decrease in Net Assets Applicable to Common Shares . . . . .</b>	<b>(448,072,474)</b>	<b>(284,895,033)</b>
<b>Net Assets Applicable to Common Shares:</b>		
Beginning of the Period . . . . .	<u>1,165,174,691</u>	<u>1,450,069,724</u>
End of the Period (Including accumulated undistributed net investment income of \$(8,731,532) and \$(3,838,900), respectively) . . . . .	<u><b>\$ 717,102,217</b></u>	<u><b>\$1,165,174,691</b></u>

# Van Kampen Senior Income Trust

Financial Statements *continued*

## Statement of Cash Flows

For the Year Ended July 31, 2009

Change in Net Assets from Operations (including Preferred Share Distributions) . . . . .	\$(377,994,580)
Adjustments to Reconcile the Change in Net Assets from Operations to Net Cash Provided by Operating Activities:	
Purchases of Investments . . . . .	(443,081,465)
Principal Repayments/Sales of Investments . . . . .	956,655,313
Net Sales of Short-Term Investments . . . . .	8,082,489
Amortization of Loan Fees . . . . .	1,289,598
Net Loan Fees Received . . . . .	(635,039)
Accretion of Discounts . . . . .	(6,427,819)
Net Realized (Gain)/Loss on Investments . . . . .	353,401,451
Net Change in Unrealized Depreciation on Investments . . . . .	84,883,094
Decrease in Interest and Fees Receivable . . . . .	6,348,374
Decrease in Other Assets . . . . .	27,535
Decrease in Payable for Investment Advisory Fees . . . . .	(721,747)
Decrease in Payable for Administrative Fees . . . . .	(169,823)
Decrease in Payable for Distributor and Other Affiliates . . . . .	(266,975)
Decrease in Accrued Interest Expenses . . . . .	(1,316,479)
Decrease in Trustees' Deferred Compensation and Retirement Plans . . . . .	(76,818)
Decrease in Accrued Expenses . . . . .	(108,896)
Net Change in Swap Contracts . . . . .	(28,456)
Net Change in Unfunded Commitments . . . . .	3,373,347
Total Adjustments . . . . .	<u>961,227,684</u>
Net Cash Provided by Operating Activities . . . . .	<u>583,233,104</u>
Cash Flows from Financing Activities:	
Proceeds from Bank Borrowings . . . . .	73,000,000
Repayments of Bank Borrowings . . . . .	(586,000,000)
Cash Distributions Paid . . . . .	(70,233,104)
Net Cash Used for Financing Activities . . . . .	<u>(583,233,104)</u>
Net Increase in Cash . . . . .	-0-
Cash at Beginning of the Period . . . . .	-0-
Cash at the End of the Period . . . . .	<u>\$ -0-</u>
Supplemental Disclosures of Cash Flow Information	
Cash Paid During the Year for Interest . . . . .	<u>\$ 6,316,989</u>

# Van Kampen Senior Income Trust

## Financial Highlights

The following schedule presents financial highlights for one common share of the Trust outstanding throughout the periods indicated.

	Year Ended July 31,				
	2009	2008	2007	2006	2005
Net Asset Value, Beginning of the Period . . . . .	\$ 6.47	\$ 8.06	\$ 8.57	\$ 8.67	\$ 8.63
Net Investment Income . . . . .	.41(a)	.80(a)	.93(a)	.79(a)	.60
Net Realized and Unrealized Gain/Loss . . . . .	(2.46)	(1.57)	(.47)	(.10)	.01
Common Share Equivalent of Distributions Paid to Preferred Shareholders:					
Net Investment Income . . . . .	(.05)	(.18)	(.20)	(.17)	(.10)
Total from Investment Operations . . . . .	(2.10)	(.95)	.26	.52	.51
Distributions Paid to Common Shareholders:					
Net Investment Income . . . . .	(.39)	(.64)	(.77)	(.62)	(.47)
Net Asset Value, End of the Period . . . . .	\$ 3.98	\$ 6.47	\$ 8.06	\$ 8.57	\$ 8.67
Common Share Market Price at End of the Period . . . . .	\$ 3.59	\$ 5.49	\$ 7.98	\$ 8.38	\$ 8.19
Total Return (b) . . . . .	-26.06%	-24.32%	3.94%	10.41%	-2.03%
Net Assets Applicable to Common Shares at End of the Period (In millions) . . . . .	\$ 717.1	\$ 1,165.2	\$ 1,450.1	\$ 1,542.9	\$ 1,560.7
Ratios to Average Net Assets Applicable to Common Shares excluding Borrowings:					
Operating Expense (c) . . . . .	2.96%	2.26%	2.35%	2.31%	2.26%
Interest Expense (c) . . . . .	.73%	1.26%	1.95%	1.63%	.82%
Gross Expense (c) . . . . .	3.69%	3.52%	4.30%	3.94%	3.08%
Net Investment Income (c) . . . . .	10.73%	11.11%	10.80%	9.17%	6.87%
Net Investment Income (d) . . . . .	9.36%	8.67%	8.46%	7.23%	5.75%
Portfolio Turnover (e) . . . . .	37%	46%	85%	75%	94%
<b>Supplemental Ratios:</b>					
Ratios to Average Net Assets Including Preferred Shares and Borrowings:					
Operating Expense (c) . . . . .	1.64%	1.27%	1.30%	1.28%	1.27%
Interest Expense (c) . . . . .	.40%	.71%	1.08%	.90%	.46%
Gross Expense (c) . . . . .	2.04%	1.98%	2.37%	2.18%	1.73%
Net Investment Income (c) . . . . .	5.95%	6.26%	5.95%	5.06%	3.86%
Net Investment Income (d) . . . . .	5.19%	4.88%	4.66%	3.99%	3.23%
<b>Senior Indebtedness:</b>					
Total Preferred Shares Outstanding . . . . .	14,000	14,000	28,000	28,000	28,000
Asset Coverage Per Preferred Share (f) . . . . .	\$ 76,225	\$ 108,236	\$ 76,803	\$ 80,119	\$ 80,750
Involuntary Liquidating Preference Per Preferred Share . . . . .	\$ 25,000	\$ 25,000	\$ 25,000	\$ 25,000	\$ 25,000
Average Market Value Per Preferred Share . . . . .	\$ 25,000	\$ 25,000	\$ 25,000	\$ 25,000	\$ 25,000
Total Borrowing Outstanding (In thousands) . . . . .	\$ 38,000	\$ 551,000	\$ 502,000	\$ 557,000	\$ 524,000
Asset Coverage Per \$1,000 Unit of Senior Indebtedness (g) . . . . .	\$ 29,083	\$ 3,750	\$ 5,284	\$ 5,028	\$ 5,315

- (a) Based on average shares outstanding.  
(b) Total return based on common share market price assumes an investment at the common share market price at the beginning of the period indicated, reinvestment of all distributions for the period in accordance with the Trust's dividend reinvestment plan, and sale of all shares at the closing common share market price at the end of the period indicated.  
(c) Ratios do not reflect the effect of distributions to preferred shareholders.  
(d) Ratios reflect the effect of distributions to preferred shareholders.  
(e) Calculation includes the proceeds from principal repayments and sales of senior loan interests.  
(f) Calculated by subtracting the Trust's total liabilities (not including the preferred shares) from the Trust's total assets and dividing this by the number of preferred shares outstanding.  
(g) Calculated by subtracting the Trust's total liabilities (not including the preferred shares and the borrowings) from the Trust's total assets and dividing by the total number of senior indebtedness units, where one unit equals \$1,000 of senior indebtedness.

# Van Kampen Senior Income Trust

Notes to Financial Statements ■ July 31, 2009

## 1. Significant Accounting Policies

Van Kampen Senior Income Trust (the “Trust”) is registered as a diversified, closed-end management investment company under the Investment Company Act of 1940, as amended (the “1940 Act”). The Trust’s investment objective is to seek to provide a high level of current income, consistent with preservation of capital. The Trust seeks to achieve its objective by investing primarily in a portfolio of interests in floating or variable rate senior loans to corporations, partnerships and other entities which operate in a variety of industries and geographical regions. The Trust borrows money for investment purposes which will create the opportunity for enhanced return, but also should be considered a speculative technique and may increase the Trust’s volatility. The Trust commenced investment operations on June 23, 1998.

The following is a summary of significant accounting policies consistently followed by the Trust in the preparation of its financial statements. The preparation of financial statements in conformity with accounting principles generally accepted in the United States of America requires management to make estimates and assumptions that affect the reported amounts of assets and liabilities and disclosure of contingent assets and liabilities at the date of the financial statements and the reported amounts of revenues and expenses during the reporting period. Actual results could differ from those estimates.

**A. Security Valuation** The Trust’s Senior Loans and notes are valued by the Trust following valuation guidelines established and periodically reviewed by the Trust’s Board of Trustees. Under the valuation guidelines, Senior Loans and notes for which reliable market quotes are readily available are valued at the mean of such bid and ask quotes. Where reliable market quotes are not readily available, Senior Loans and notes are valued, where possible, using independent market indicators provided by independent pricing sources approved by the Board of Trustees. Other Senior Loans and notes are valued by independent pricing sources approved by the Board of Trustees based upon pricing models developed, maintained and operated by those pricing sources or valued by Van Kampen Asset Management (the “Adviser”) by considering a number of factors including consideration of market indicators, transactions in instruments which the Adviser believes may be comparable (including comparable credit quality, interest rate, interest rate redetermination period and maturity), the credit worthiness of the Borrower, the current interest rate, the period until next interest rate redetermination and the maturity of such Senior Loan. Consideration of comparable instruments may include commercial paper, negotiable certificates of deposit and short-term variable rate securities which have adjustment periods comparable to the Senior Loans in the Trust’s portfolio. The fair value of Senior Loans are reviewed and approved by the Trust’s Valuation Committee and the Board of Trustees.

Credit default swaps are valued using quotations obtained from brokers.

Equity securities are valued on the basis of prices furnished by pricing services or as determined in good faith by the Adviser under the direction of the Board of Trustees.

Short-term securities with remaining maturities of 60 days or less are valued at amortized cost, which approximates market value. Short-term loan participations are valued at cost in the absence of any indication of impairment.

**B. Fair Value Measurements** The Trust adopted Financial Accounting Standards Board Statement of Financial Accounting Standards No. 157, *Fair Value Measurements* (FAS 157), effective August 1, 2008. In accordance with FAS 157, fair value is defined as the price that the

# Van Kampen Senior Income Trust

Notes to Financial Statements ■ July 31, 2009 *continued*

Trust would receive to sell an investment or pay to transfer a liability in an orderly transaction with an independent buyer in the principal market, or in the absence of a principal market the most advantageous market for the investment or liability. FAS 157 establishes a three-tier hierarchy to distinguish between (1) inputs that reflect the assumptions market participants would use in pricing an asset or liability developed based on market data obtained from sources independent of the reporting entity (observable inputs) and (2) inputs that reflect the reporting entity's own assumptions about the assumptions market participants would use in pricing an asset or liability developed based on the best information available in the circumstances (unobservable inputs) and to establish classification of fair value measurements for disclosure purposes. Various inputs are used in determining the value of the Trust's investments. The inputs are summarized in the three broad levels listed below.

Level 1—quoted prices in active markets for identical investments

Level 2—other significant observable inputs (including quoted prices for similar investments, interest rates, prepayment speeds, credit risk, etc.)

Level 3—significant unobservable inputs (including the Trust's own assumptions in determining the fair value of investments)

The inputs or methodology used for valuing securities are not necessarily an indication of the risk associated with investing in those securities.

**C. Security Transactions** Investment transactions are recorded on a trade date basis. Realized gains and losses are determined on an identified cost basis. Legal expenditures that are expected to result in the restructuring of a plan of reorganization for an investment are recorded as realized losses. The Trust may purchase and sell securities on a "when-issued" or "delayed delivery" basis, with settlement to occur at a later date. The value of the security so purchased is subject to market fluctuations during this period. The Trust will segregate assets with the custodian having an aggregate value at least equal to the amount of the when-issued or delayed delivery purchase commitments until payment is made. At July 31, 2009, the Trust had no when-issued or delayed delivery purchase commitments.

The Trust may invest in repurchase agreements, which are short-term investments in which the Trust acquires ownership of a debt security and the seller agrees to repurchase the security at a future time and specified price. Repurchase agreements are fully collateralized by the underlying debt security. The Trust will make payment for such securities only upon physical delivery or evidence of book entry transfer to the account of the custodian bank. The seller is required to maintain the value of the underlying security at not less than the repurchase proceeds due the Trust. At July 31, 2009, the Trust had no repurchase agreements.

**D. Investment Income** Dividend income is recorded on the ex-dividend date and interest income is recorded on an accrual basis. Facility fees received are treated as market discounts. Market premiums are amortized and discounts are accreted over the stated life of each applicable senior loan, note, or other fixed income security. Other income is comprised primarily of amendment fees which are recorded when received. Amendment fees are earned as compensation for agreeing to changes in loan agreements.

**E. Federal Income Taxes** It is the Trust's policy to comply with the requirements of Subchapter M of the Internal Revenue Code applicable to regulated investment companies and

# Van Kampen Senior Income Trust

Notes to Financial Statements ■ July 31, 2009 *continued*

to distribute substantially all of its taxable income to its shareholders. Therefore, no provision for federal income taxes is required. Financial Accounting Standards Board Interpretation No. 48, *Accounting for Uncertainty in Income Taxes*, sets forth a minimum threshold for financial statement recognition of the benefit of a tax position taken or expected to be taken in a tax return. Management has concluded there are no significant uncertain tax positions that would require recognition in the financial statements. If applicable, the Trust recognizes interest accrued related to unrecognized tax benefits in “Interest Expense” and penalties in “Other” expenses on the Statement of Operations. The Trust files tax returns with the U.S. Internal Revenue Service. Generally, each of the tax years in the four year period ended July 31, 2009, remains subject to examination by taxing authorities.

The Trust intends to utilize provisions of the federal income tax laws which allow it to carry a realized capital loss forward for eight years following the year of the loss and offset such losses against any future realized capital gains. The Trust had capital loss carryforward of \$4,851,995, that expired during the current fiscal year. At July 31, 2009, the Trust had an accumulated capital loss carryforward for tax purposes of \$364,380,249 which will expire according to the following schedule.

Amount	Expiration
\$122,716,095 . . . . .	July 31, 2010
52,014,750 . . . . .	July 31, 2011
29,634,358 . . . . .	July 31, 2012
2,190,907 . . . . .	July 31, 2013
6,730,384 . . . . .	July 31, 2014
11,934,630 . . . . .	July 31, 2015
17,612,397 . . . . .	July 31, 2016
121,546,728 . . . . .	July 31, 2017

At July 31, 2009, the cost and related gross unrealized appreciation and depreciation are as follows:

Cost of investments for tax purposes . . . . .	<u>\$1,530,119,264</u>
Gross tax unrealized appreciation . . . . .	\$ 26,452,673
Gross tax unrealized depreciation . . . . .	<u>(429,971,357)</u>
Net tax unrealized depreciation on investments . . . . .	<u>\$ (403,518,684)</u>

**F. Distribution of Income and Gains** The Trust intends to declare and pay monthly dividends from net investment income to common shareholders. Net realized gains, if any, are distributed at least annually to common shareholders. Distributions from net realized gains for book purposes may include short term capital gains, which are included as ordinary income for tax purposes.

# Van Kampen Senior Income Trust

Notes to Financial Statements ■ July 31, 2009 *continued*

The tax character of distributions paid for the years ended July 31, 2009 and 2008 were as follows:

	2009	2008
Distributions paid from:		
Ordinary income . . . . .	<u>\$79,598,098</u>	<u>\$147,096,403</u>

Permanent differences, primarily due to portion of capital loss carryforward expiring in the current year, resulted in the following reclassifications among the Trust's components of net assets at July 31, 2009:

Accumulated Undistributed Net Investment Income	Accumulated Net Realized Loss	Paid in Surplus
\$1,042,048	\$3,820,915	\$(4,862,963)

As of July 31, 2009, the components of distributable earnings on a tax basis were as follows:

Undistributed ordinary income . . . . .	\$1,730,666
---	-------------

Net realized gains or losses may differ for financial reporting and tax purposes primarily due to reclass of swap income from gains/losses, as a result of the post-October losses of \$276,287,300 which are not recognized for tax purposes until the first day of the following fiscal year, deferral of losses resulting from wash sale transactions and gains and losses recognized on securities for tax purposes but not for book purposes.

**G. Reporting Subsequent Events** In accordance with the provisions set forth in Financial Accounting Standards Board Statement of Financial Accounting Standards No. 165, *Subsequent Events*, adopted by the Trust as of July 31, 2009, management has evaluated the possibility of subsequent events existing in the Trust's financial statements through September 22, 2009. Management has determined that there are no material events or transactions that would effect the Trust's financial statements or require disclosure in the Trust's financial statements through this date.

## 2. Investment Advisory Agreement and Other Transactions with Affiliates

Under the terms of the Trust's Investment Advisory Agreement, the Adviser will provide investment advice and facilities to the Trust for an annual fee of .85% of the average daily managed assets. Managed assets are defined as the gross asset value of the Trust minus the sum of accrued liabilities, other than the aggregate amount of borrowings undertaken by the Trust. In addition, the Trust will pay a monthly administrative fee to Van Kampen Investments Inc., the Trust's Administrator, at an annual rate of .20% of the average daily managed assets of the Trust. The administrative services provided by the Administrator include monitoring the provisions of the loan agreements and any agreements with respect to participations and assignments, record keeping responsibilities with respect to interests in Variable Rate Senior

# Van Kampen Senior Income Trust

Notes to Financial Statements ■ July 31, 2009 *continued*

Loans in the Trust's portfolio and providing certain services to the holders of the Trust's securities.

For the year ended July 31, 2009, the Trust recognized expenses of approximately \$118,100 representing legal services provided by Skadden, Arps, Slate, Meagher & Flom LLP, of which a trustee of the Trust is a partner of such firm and he and his law firm provide legal services as legal counsel to the Trust.

Under separate Legal Services and Chief Compliance Officer (CCO) Employment agreements, the Adviser provides legal services and the CCO provides compliance services to the Trust. The costs of these services are allocated to each trust. For the year ended July 31, 2009, the Trust recognized expenses of approximately \$66,300 representing Van Kampen Investments Inc.'s or its affiliates' (collectively "Van Kampen") cost of providing legal services to the Trust, as well as the salary, benefits and related costs of the CCO and related support staff paid by Van Kampen. Services provided pursuant to the Legal Services agreement are reported as part of "Professional Fees" on the Statement of Operations. Services provided pursuant to the CCO Employment agreement are reported as part of "Accounting and Administrative Expenses" on the Statement of Operations.

Certain officers and trustees of the Trust are also officers and directors of Van Kampen. The Trust does not compensate its officers or trustees who are also officers of Van Kampen.

The Trust provides deferred compensation and retirement plans for its trustees who are not officers of Van Kampen. Under the deferred compensation plan, trustees may elect to defer all or a portion of their compensation to a later date. Benefits under the retirement plan are payable upon retirement for a ten-year period and are based upon each trustee's years of service to the Trust. The maximum annual benefit per trustee under the plan is \$2,500.

As of July 31, 2009, the Trust did not own shares of affiliated companies. Affiliated companies are defined by the 1940 Act, as those companies in which a fund holds 5% or more of the outstanding voting securities.

### 3. Capital Transactions

The Board of Trustees have approved a share repurchase program whereby the Trust may, when appropriate, repurchase its shares in the open market or in privately negotiated transactions at a price not above market value or net asset value (NAV), whichever is lower at the time of purchase.

### 4. Investment Transactions

During the period, the cost of purchases and proceeds from investments sold and repaid, excluding short-term investments, were \$465,409,053 and \$986,292,045, respectively.

### 5. Commitments

Pursuant to the terms of certain Senior Loan agreements, the Trust had unfunded loan commitments of approximately \$58,708,900 as of July 31, 2009. The Trust intends to reserve against such contingent obligations by designating cash, liquid securities and liquid Senior Loans as a reserve. The unrealized depreciation on these commitments of \$12,804,564 as of

# Van Kampen Senior Income Trust

Notes to Financial Statements ■ July 31, 2009 *continued*

July 31, 2009 is reported as “Unfunded Commitments” on the Statement of Assets and Liabilities. As of July 31, 2009, the Trust held the following unfunded loan commitments:

Description	Type	Unfunded Commitment	Appreciation/ (Depreciation)
AX Acquisition Corp. . . . .	Revolver	\$ 2,500,000	\$ (625,000)
Bright Horizons Family Solutions, Inc. . . . .	Revolver	4,472,000	(1,118,000)
Cannery Casino Resorts, LLC . . . . .	Revolver	1,002,273	(140,318)
Catalent Pharma Solutions . . . . .	Revolver	2,242,857	(616,786)
Centennial Cellular Operating, Co. LLC . . . . .	Revolver	750,000	(41,250)
Centennial Cellular Operating, Co. LLC . . . . .	Revolver	750,000	(41,250)
Chart Industries, Inc. . . . .	Revolver	2,750,000	(618,750)
Education Management Corporation . . . . .	Revolver	3,000,000	(270,000)
GateHouse Media Operating, Inc. . . . .	Revolver	1,000,000	(700,000)
General Nutrition Centers, Inc. . . . .	Revolver	5,500,000	(1,237,500)
Graphic Packaging International, Inc. . . . .	Revolver	5,000,000	(900,000)
Hunter Fan Company . . . . .	Revolver	735,417	(341,969)
KAG Property LLC . . . . .	Delayed Draw Note	192,367	(6,973)
Kranson Industries, Inc. . . . .	Revolver	2,500,000	(250,000)
Lyondell Chemical Company . . . . .	DIP Term Loan	264,389	9,841
Metro-Goldwyn-Mayer Studios Inc. . . . .	Revolver	403,846	(189,808)
Mirant North America LLC . . . . .	Revolver	3,921,800	(431,398)
NV Broadcasting LLC . . . . .	DIP Term Loan	186,871	0
Pinnacle Foods Holdings Corp. . . . .	Revolver	6,680,800	(2,171,260)
Select Medical Corporation . . . . .	Revolver	1,800,000	(342,000)
Sungard Data Systems, Inc. . . . .	Revolver	3,063,164	(570,514)
Surgical Care Affiliates, Inc. . . . .	Revolver	2,664,000	(719,280)
True Temper Sports, Inc. . . . .	Revolver	322,500	(130,612)
USI Holdings Corp. . . . .	Revolver	1,483,333	(430,167)
Van Houtte. . . . .	Revolver	3,000,000	(480,000)
Volume Services America, Inc. . . . .	Revolver	2,523,256	(441,570)
		<u>\$58,708,873</u>	<u>\$(12,804,564)</u>

## 6. Derivative Financial Instruments

A derivative financial instrument in very general terms refers to a security whose value is “derived” from the value of an underlying asset, reference rate or index.

The Trust may use derivative instruments for a variety of reasons, such as to attempt to protect the Trust against possible changes in the market value of its portfolio or to generate potential gain. All of the Trust’s portfolio holdings, including derivative instruments, are marked to market each day with the change in value reflected in unrealized appreciation/ depreciation. Risks may arise as a result of the potential inability of the counterparties to meet the terms of their contracts.

The Trust is subject to credit risk in the normal course of pursuing its investment objectives. The Trust may enter into credit default swaps to manage its exposure to the market or certain sectors of the market, to reduce its risk exposure to defaults of corporate and sovereign issuers, or to create exposure to corporate or sovereign issuers to which it is not otherwise exposed. A credit default swap is an agreement between two parties to exchange the credit risk of an issuer or index of issuers. A buyer of a credit default swap is said to buy

# Van Kampen Senior Income Trust

Notes to Financial Statements ■ July 31, 2009 *continued*

protection by paying periodic fees in return for a contingent payment from the seller if the issuer has a credit event such as bankruptcy, a failure to pay outstanding obligations or deteriorating credit while the swap is outstanding. A seller of a credit default swap is said to sell protection and thus collects the periodic fees and profits if the credit of the issuer remains stable or improves while the swap is outstanding. The seller in a credit default swap contract would be required to pay an agreed-upon amount to the buyer in the event of an adverse credit event of the issuer. This agreed-upon amount approximates the notional amount of the swap as disclosed in the table following the Portfolio of Investments and is estimated to be the maximum potential future payment that the seller could be required to make under the credit default swap contract. In the event of an adverse credit event, the seller generally does not have any contractual remedies against the issuer or any other third party. However, if a physical settlement is elected, the seller would receive the defaulted credit and, as a result, become a creditor of the issuer.

The current credit rating of each individual issuer is listed in the table following the Portfolio of Investments and serves as an indicator of the current status of the payment/performance risk of the credit derivative. Alternatively, for credit default swaps on an index of credits, the quoted market prices and current values serve as an indicator of the current status of the payment/performance risk of the credit derivative. Generally, lower credit ratings and increasing market values, in absolute terms, represent a deterioration of the credit and a greater likelihood of an adverse credit event of the issuer.

The Trust accrues for the periodic fees on credit default swaps on a daily basis with the net amount accrued recorded within unrealized appreciation/depreciation of swap contracts. Upon cash settlement of the periodic fees, the net amount is recorded as realized gain/loss on swap contracts on the Statement of Operations. Net unrealized gains are recorded as an asset or net unrealized losses are reported as a liability on the Statement of Assets and Liabilities. The change in value of the swap contracts is reported as unrealized gains or losses on the Statement of Operations. Upfront payments received or made upon entering into a credit default swap contract, if any, are recorded as realized gain or loss on the Statement of Operations upon termination or maturity of the swap. Credit default swaps may involve greater risks than if a trust had invested in the issuer directly. The Trust's maximum risk or loss from counterparty risk, either as the protection seller or as the protection buyer, is the fair value of the contract. This risk is mitigated by having a master netting arrangement between the Trust and the counterparty and by the posting of collateral by the counterparty to the Trust to cover the Trust's exposure to the counterparty.

The Trust may sell credit default swaps which expose it to risk of loss from credit risk related events specified in the contract. Although contract-specific, credit events are generally defined as bankruptcy, failure to pay, restructuring, obligation acceleration, obligation default, or repudiation/moratorium. As disclosed in the footnotes to the Portfolio of Investments, the aggregate fair value of credit default swaps in a net liability position as of July 31, 2009 was \$374,800. The aggregate fair value of assets posted as collateral, net of assets received as collateral, for these swaps was \$340,000. If a defined credit event had occurred as of July 31, 2009, the swaps' credit-risk-related contingent features would have been triggered and the Trust would have been required to pay \$8,000,000 less the value of the contracts' related reference obligations.

Swap agreements are not entered into or traded on exchanges and there is no central clearing or guaranty function for swaps. Therefore, swaps are subject to the risk of default or non-performance by the counterparty. If there is a default by the counterparty to a swap

# Van Kampen Senior Income Trust

Notes to Financial Statements ■ July 31, 2009 *continued*

agreement, the Trust will have contractual remedies pursuant to the agreements related to the transaction. Counterparties are required to pledge collateral daily (based on the valuation of each swap) on behalf of the Trust with a value approximately equal to the amount of any unrealized gain. Reciprocally, when the Trust has an unrealized loss on a swap contract, the Trust has instructed the custodian to pledge cash or liquid securities as collateral with a value approximately equal to the amount of the unrealized loss. Collateral pledges are monitored and subsequently adjusted if and when the swap valuations fluctuate. Cash collateral is disclosed in the table following the Portfolio of Investments. Cash collateral has been offset against open swap contracts under the provisions of Financial Accounting Standards Board Interpretation No. 39, *Offsetting of Amounts Related to Certain Contracts an interpretation of APB Opinion No. 10 and Financial Accounting Standards Board Statement No. 105* and are included within “Swap Contracts” on the Statement of Assets and Liabilities. For cash collateral received, the Trust pays a monthly fee to the counterparty based on the effective rate for Federal Funds. This fee, when paid, is included within realized loss on swap contracts on the Statement of Operations.

The Trust adopted Financial Accounting Standards Board Statement of Financial Accounting Standards No. 161, *Disclosures about Derivative Instruments and Hedging Activities* (FAS 161), effective February 1, 2009. FAS 161 is intended to improve financial reporting about derivative instruments by requiring enhanced disclosures to enable investors to better understand how and why the Trust uses derivative instruments, how these derivative instruments are accounted for and their effects on the Trust’s financial position and results of operations.

The following table sets forth the fair value of the Trust’s derivative contracts by primary risk exposure as of July 31, 2009.

	Asset Derivatives		Liability Derivatives	
	Balance Sheet Location	Fair Value	Balance Sheet Location	Fair Value
Primary Risk Exposure				
Credit Contracts . . . . .	Swap Contracts	<u>\$-0-</u>	Swap Contracts	<u>\$(33,216)</u>

The following tables set forth by primary risk exposure the Trust’s realized gains/losses and change in unrealized appreciation/depreciation by type of derivative contract for the period ended July 31, 2009 in accordance with FAS 161:

Amount of Realized Gain/(Loss) on Derivative Contracts	
Primary Risk Exposure	Swap Contracts
Credit Contracts . . . . .	<u>\$(1,280,858)</u>

Change in Unrealized Appreciation/(Depreciation) on Derivative Contracts	
Primary Risk Exposure	Swap Contracts
Credit Contracts . . . . .	<u>\$800,956</u>

## 7. Senior Loan Participation Commitments

The Trust invests primarily in participations, assignments, or acts as a party to the primary lending syndicate of a Variable Rate Senior Loan interest to United States and foreign

# Van Kampen Senior Income Trust

Notes to Financial Statements ■ July 31, 2009 *continued*

corporations, partnerships, and other entities. When the Trust purchases a participation of a Senior Loan interest, the Trust typically enters into a contractual agreement with the lender or other third party selling the participation, but not with the borrower directly. As such, the Trust assumes the credit risk of the borrower, selling participant or other persons interpositioned between the Trust and the borrower.

At July 31, 2009, the following sets forth the selling participants with respect to interests in Senior Loans purchased by the Trust on a participation basis.

	Principal Amount (000)	Value (000)
Selling participant		
Goldman Sachs Lending Partners. . . . .	\$160	\$69

## 8. Borrowings

The Trust may utilize financial leverage to the maximum extent allowable under the 1940 Act. Under the 1940 Act, a Trust generally may not (i) borrow money greater than 33 $\frac{1}{3}$ % of the Trust's total assets or (ii) issue preferred shares greater than 50% of the Trust's total assets. In using a combination of borrowing money and issuing preferred shares, the maximum allowable leverage is somewhere between 33 $\frac{1}{3}$ % and 50% (but in no event more than 50%) of the Trust's total assets based on the relative amounts borrowed or preferred shares issued.

The Trust has entered into a \$700 million annual revolving credit and security agreement. This revolving credit agreement is secured by the assets of the Trust. In connection with this agreement, for the year ended July 31, 2009, the Trust incurred fees of approximately \$5,298,400, as disclosed on the Statement of Operations. For the year ended July 31, 2009, the average daily balance of borrowings under the Amended and Restated Revolving Credit and Security Agreement was \$201,098,630 with a weighted average interest rate of 2.57%. Effective September 13, 2008, the Trust changed its Credit and Security Agreement to \$625 million. Effective September 11, 2009, the Trust changed its Credit and Security Agreement to \$200 million.

## 9. Preferred Shares Issuance

The Trust has outstanding 2,800 shares each of Series M, Series T, Series W, Series TH and Series F Auction Preferred Shares (APS), \$.01 Par Value, \$25,000 liquidation preference, for a total issuance of \$350 million. Dividends are cumulative and the dividend rates are generally reset every seven days through an auction process. Beginning on February 12, 2008 and continuing through July 31, 2009, all series of preferred shares of the Trust were not successfully remarketed. As a result, the dividend rates of these preferred shares were reset to the maximum applicable rate on APS. The average rate in effect on July 31, 2009 was 1.761%. During the year ended July 31, 2009, the rates ranged from 1.733% to 7.144%.

The Trust pays annual fees equivalent to .25% of the preferred share liquidation value for the remarketing efforts associated with the preferred auctions. These fees are included as a component of the "Preferred Share Maintenance" expense on the Statement of Operations.

The APS are redeemable at the option of the Trust in whole or in part at the liquidation value of \$25,000 per share plus accumulated and unpaid dividends. The Trust is subject to certain asset coverage tests and the APS are subject to mandatory redemption if the tests are not met.

# Van Kampen Senior Income Trust

Notes to Financial Statements ■ July 31, 2009 *continued*

## 10. Indemnifications

The Trust enters into contracts that contain a variety of indemnifications. The Trust's maximum exposure under these arrangements is unknown. However, the Trust has not had prior claims or losses pursuant to these contracts and expects the risk of loss to be remote.

## 11. Legal Matters

The Trust is one of numerous defendants ("Lenders") that have been named in an adversary proceeding pending in the Bankruptcy Court of the Southern District of Florida (the "Court"). The action, entitled *In re Tousa Inc., et al.*, was filed on July 15, 2008, by the Official Committee of Unsecured Creditors of home building companies to which the Lenders loaned money through different lending facilities. An amended complaint was filed on October 17, 2008. Plaintiff alleges that monies used to repay the Lenders should be avoided as fraudulent and preferential transfers under the bankruptcy laws. More specifically, Plaintiff alleges that subsidiaries of the home building companies were allegedly forced to become co-borrowers and guarantors of the monies used to repay the Lenders, and that the subsidiaries did not receive fair consideration or reasonably equivalent value when they transferred the proceeds to repay the Lenders. Plaintiff seeks to avoid the transfers and other equitable relief. The Trust and the other Lenders are named as defendants in two separate lending capacities; first, as lenders in a credit agreement (the "Credit Lenders"); and second, as lenders in a term loan (the "Term Loan Lenders"). The Trust, as Credit Lender, moved to dismiss the amended complaint. The Court denied the motion to dismiss on December 4, 2008. The Trust and the other Credit Lenders filed a motion for leave to appeal the dismissal, which was denied on February 23, 2009. Plaintiff thereafter filed a Second Amended Complaint that was superseded by a Third Amended Complaint. The Trust filed two answers to the Third Amended Complaint in its respective capacities as a Credit Lender and a Term Loan Lender. A court-ordered mediation took place in March 2009, but no resolution was reached. The case went to trial, which concluded in August 2009. A final decision is currently expected in late 2009.

The Trust is also one of the defendants that have been named in an adversary proceeding pending in the United States District Court for the Southern District of New York. The action, entitled *Robertson v. Arch et al.*, was filed on January 26, 2009, by certain individual holders of auction rate preferred securities ("ARPS") issued by certain Van Kampen funds, including the Trust. The suit names the relevant funds and the funds' trustees as defendants. The complaint alleges breach of fiduciary duty for failure to redeem the ARPS. It seeks, among other things, an order compelling the redemption of plaintiffs' ARPS and consequential damages. On April 3, 2009, an amended complaint was filed, substituting Amegy Bank N.A. as plaintiff, and alleging that it owns ARPS issued by certain Van Kampen funds and is the successor in interest to the initial plaintiffs' claims. Following the filing of defendants' motion to dismiss, an agreement in principle was reached to settle the litigation in its entirety. On May 14, 2009, the Court entered an Order of Discontinuance dismissing the case with prejudice, based on the consent of all parties, with leave to move to reinstate in the event the settlement is not finalized.

The Trust is one of hundreds of defendants which include non-agent lender defendants that had been named in litigation filed by the Adelpia Recovery Trust ("ART") in the U.S. District Court for the Southern District of New York in an action entitled *Adelpia Recovery Trust v. Bank of America, N.A., et al.* which alleged that a wide swath of financial institutions such as investment banks, agent lenders and non-agent lenders worked together to assist the Rigas family in its defrauding of Adelpia. The complaint by ART against the non-

# Van Kampen Senior Income Trust

Notes to Financial Statements ■ July 31, 2009 *continued*

agent lenders stated certain claims including equitable disallowance, voidable preferences and fraudulent transfers and sought, among other remedies, to disallow and/or void certain transfers and repayments the non-agent lenders received in connection with loans made to Adelpia. The non-agent lenders, which include the Trust, moved to dismiss all claims against them. The motions to dismiss all claims against the non-agent lenders were granted in June 2008 and final judgment was entered in December 2008. ART appealed the judgment to the United States Court of Appeals for the Second Circuit in July 2009. The outcome of the appeal is not expected until sometime in 2010.

In management's opinion, there is no material impact to the Trust as a result of these legal matters.

## **12. Subsequent Event**

On September 15, 2009, the Trust commenced a shares repurchase program for purposes of enhancing stockholder value and reducing the discount at which the Trust's shares trade from their net asset value.

# Van Kampen Senior Income Trust

Report of Independent Registered Public Accounting Firm

To the Shareholders and Board of Trustees of Van Kampen Senior Income Trust

We have audited the accompanying statement of assets and liabilities of Van Kampen Senior Income Trust (the “Trust”), including the portfolio of investments, as of July 31, 2009, the related statements of operations and cash flows for the year then ended, the statements of changes in net assets for each of the two years in the period then ended, and the financial highlights for each of the five years in the period then ended. These financial statements and financial highlights are the responsibility of the Trust’s management. Our responsibility is to express an opinion on these financial statements and financial highlights based on our audits.

We conducted our audits in accordance with standards of the Public Company Accounting Oversight Board (United States). Those standards require that we plan and perform the audit to obtain reasonable assurance about whether the financial statements and financial highlights are free of material misstatement. The Trust is not required to have, nor were we engaged to perform, an audit of its internal control over financial reporting. Our audits included consideration of internal control over financial reporting as a basis for designing audit procedures that are appropriate in the circumstances, but not for the purpose of expressing an opinion on the effectiveness of the Trust’s internal control over financial reporting. Accordingly, we express no such opinion. An audit also includes examining, on a test basis, evidence supporting the amounts and disclosures in the financial statements, assessing the accounting principles used and significant estimates made by management, as well as evaluating the overall financial statement presentation. Our procedures included confirmation of securities owned as of July 31, 2009, by correspondence with the Trust’s custodian, brokers and selling or agent banks; where replies were not received, we performed other auditing procedures. We believe that our audits provide a reasonable basis for our opinion.

In our opinion, the financial statements and financial highlights referred to above present fairly, in all material respects, the financial position of Van Kampen Senior Income Trust as of July 31, 2009, the results of its operations and its cash flows for the year then ended, the changes in its net assets for each of the two years in the period then ended, and the financial highlights for each of the five years in the period then ended, in conformity with accounting principles generally accepted in the United States of America.

DELOITTE & TOUCHE LLP

September 22, 2009

# Van Kampen Senior Income Trust

## Dividend Reinvestment Plan

The dividend reinvestment plan (the Plan) offers you a prompt and simple way to reinvest your dividends and capital gains distributions (Distributions) into additional shares of the Trust. Under the Plan, the money you earn from Distributions will be reinvested automatically in more shares of the Trust, allowing you to potentially increase your investment over time.

### Plan benefits

- **Add to your account**

You may increase your shares in the Trust easily and automatically with the Plan.

- **Low transaction costs**

Transaction costs are low because the new shares are bought in blocks and the brokerage commission is shared among all Participants.

- **Convenience**

You will receive a detailed account statement from Computershare Trust Company, N.A., (the Agent) which administers the Plan. The statement shows your total Distributions, date of investment, shares acquired, and price per share, as well as the total number of shares in your reinvestment account. You can also access your account via the Internet at [vankampen.com](http://vankampen.com).

- **Safekeeping**

Computershare Trust Company, N.A. will hold the shares it has acquired for you in safekeeping.

### How to participate in the Plan

If you own shares in your own name, you can participate directly in the Plan. If your shares are held in “street name”—in the name of your brokerage firm, bank, or other financial institution—you must instruct that entity to participate on your behalf. If they are unable to participate on your behalf, you may request that they reregister your shares in your own name so that you may enroll in the Plan.

If you choose to participate in the Plan, whenever the Trust declares a Distribution, it will be invested in additional shares of your Trust that are purchased on the open market.

### How to enroll

To enroll in the Plan, please read the Terms and Conditions in the Plan brochure. You can obtain a copy of the Plan Brochure and enroll in the Plan by visiting [vankampen.com](http://vankampen.com), calling toll-free (800) 341-2929 or notifying us in writing at

# Van Kampen Senior Income Trust

Dividend Reinvestment Plan *continued*

Van Kampen Closed End Funds, Computershare Trust Company, N.A., P.O. Box 43078, Providence, RI 02940-3078. Please include the Trust name and account number and ensure that all shareholders listed on the account sign these written instructions. Your participation in the Plan will begin with the next Distribution payable after the Agent receives your authorization, as long as they receive it before the “record date,” which is generally ten business days before the Distribution is paid. If your authorization arrives after such record date, your participation in the Plan will begin with the following Distribution.

## Costs of the plan

There is no direct charge to you for reinvesting Distributions because the Plan’s fees are paid by the Trust. However, when applicable, you will pay your portion of any brokerage commissions incurred when the new shares are purchased on the open market. These brokerage commissions are typically less than the standard brokerage charges for individual transactions, because shares are purchased for all participants in blocks, resulting in lower commissions for each individual participant. Any brokerage commissions or service fees are averaged into the purchase price.

## Tax implications

The automatic reinvestment of Distributions does not relieve you of any income tax that may be due on dividends or distributions. You will receive tax information annually to help you prepare your federal and state income tax returns.

*Van Kampen does not offer tax advice. The tax information contained herein is general and is not exhaustive by nature. It was not intended or written to be used, and it cannot be used by any taxpayer, for avoiding penalties that may be imposed on the taxpayer under U.S. federal tax laws. Federal and state tax laws are complex and constantly changing. Shareholders should always consult a legal or tax advisor for information concerning their individual situation.*

## How to withdraw from the Plan

To withdraw from the Plan please visit [vankampen.com](http://vankampen.com) or call (800) 341-2929 or notify us in writing at the address below.

Van Kampen Closed-End Funds  
Computershare Trust Company, N.A.  
P.O. Box 43078  
Providence, RI 02940-3078

All shareholders listed on the account must sign any written withdrawal instructions. If you withdraw, you have three options with regard to the shares held in the Plan:

1. If you opt to continue to hold your non-certificated whole shares, they will be held by Computershare Trust Company N.A. as Direct Registration Book-Shares (Book-Entry Shares) and fractional shares will be sold at the then

# Van Kampen Senior Income Trust

## Dividend Reinvestment Plan *continued*

- current market price. Proceeds will be sent via check to your address of record after deducting applicable fees and brokerage commissions.
2. If you opt to sell your shares through the Agent, we will sell all full and fractional shares and send the proceeds via check to your address of record after deducting brokerage commissions and a \$2.50 service fee.
  3. You may sell your shares through your financial advisor through the Direct Registration Systems (DRS). DRS is a service within the securities industry that allows Trust shares to be held in your name in electronic format. You retain full ownership of your shares, without having to hold a share certificate.

*The Trust and Computershare Trust Company, N.A. may amend or terminate the Plan. Participants will receive written notice at least 30 days before the effective date of any amendment. In the case of termination, Participants will receive written notice at least 30 days before the record date for the payment of any dividend or capital gains distribution by the Trust. In the case of amendment or termination necessary or appropriate to comply with applicable law or the rules and policies of the Securities and Exchange Commission or any other regulatory authority, such written notice will not be required.*

**To obtain a complete copy of the Dividend Reinvestment Plan, please call our Client Relations department at 800-341-2929 or visit [vankampen.com](http://vankampen.com).**

# Van Kampen Senior Income Trust

Board of Trustees, Officers and Important Addresses

## Board of Trustees

**David C. Arch**

**Jerry D. Choate**

**Rod Dammeyer**

**Linda Hutton Heagy**

**R. Craig Kennedy**

**Howard J Kerr**

**Jack E. Nelson**

**Hugo F. Sonnenschein**

**Wayne W. Whalen\*** – Chairman

**Suzanne H. Woolsey**

## Officers

**Edward C. Wood III**

President and Principal Executive Officer

**Stefanie V. Chang Yu**

Vice President and Secretary

**John L. Sullivan**

Chief Compliance Officer

**Stuart N. Schuldt**

Chief Financial Officer and Treasurer

**Kevin Klingert**

Vice President

## Investment Adviser

**Van Kampen Asset Management**

522 Fifth Avenue

New York, New York 10036

## Custodian

**State Street Bank  
and Trust Company**

One Lincoln Street

Boston, Massachusetts 02111

## Transfer Agent

**Computershare Trust Company, N.A.**

**c/o Computershare Investor Services**

P.O. Box 43078

Providence, Rhode Island 02940-3078

## Legal Counsel

**Skadden, Arps, Slate,  
Meagher & Flom LLP**

155 North Wacker Drive

Chicago, IL 60606

## Independent Registered Public Accounting Firm

**Deloitte & Touche LLP**

111 South Wacker Drive

Chicago, Illinois 60606

\* "Interested persons" of the Trust, as defined in the Investment Company Act of 1940, as amended.

# Van Kampen Senior Income Trust

## Results of Shareholders Votes

The Annual Meeting of Shareholders of the Trust was held on June 17, 2009, where shareholders voted on the election of trustees.

With regards to the election of the following trustees by the common shareholders of the Trust:

	# of Shares	
	In Favor	Withheld
Wayne W. Whalen . . . . .	155,544,547	8,321,332
Rod Dammeyer . . . . .	155,564,123	8,301,756

With regards to the election of the following trustees by the preferred shareholders of the Trust:

	# of Shares	
	In Favor	Withheld
Linda Hutton Heagy . . . . .	9,017	43

The other trustees of the Trust whose terms did not expire in 2009 are David C. Arch, Jerry D. Choate, R. Craig Kennedy, Howard J Kerr, Jack E. Nelson, Hugo F. Sonnenschein and Suzanne H. Woolsey.

52 **Van Kampen Senior Income Trust**

**Trustee and Officer Information**

The business and affairs of each Trust are managed under the direction of the Trusts’ Board of Trustees and the Trusts’ officers appointed by the Board of Trustees. The tables below list the trustees and executive officers of each Trust and their principal occupations during the last five years, other directorships held by trustees and their affiliations, if any, with Van Kampen Investments, the Adviser, the Distributor, Van Kampen Advisors Inc., Van Kampen Exchange Corp. and Investor Services. The term “Fund Complex” includes each of the investment companies advised by the Adviser as of the date of this Annual Report. Trustees of the Trust generally serve three year terms or until their successors are duly elected and qualified. Officers are annually elected by the trustees.

**Independent Trustees:**

Name, Age and Address of Independent Trustee	Position(s) Held with each Trust	Term of Office and Length of Time Served	Principal Occupation(s) During Past 5 Years	Number of Funds in Fund Complex Overseen By Trustee	Other Directorships Held by Trustee
David C. Arch (64) Blistex Inc. 1800 Swift Drive Oak Brook, IL 60523	Trustee	Trustee since 1998	Chairman and Chief Executive Officer of Blistex Inc., a consumer health care products manufacturer.	89	Trustee/Director/Managing General Partner of funds in the Fund Complex. Member of the Heartland Alliance advisory board, a nonprofit organization serving human needs based in Chicago. Board member of the Illinois Manufacturers’ Association. Member of the Board of Visitors, Institute for the Humanities, University of Michigan.

## Van Kampen Senior Income Trust

### Trustee and Officer Information *continued*

Name, Age and Address of Independent Trustee	Position(s) Held with each Trust	Term of Office and Length of Time Served	Principal Occupation(s) During Past 5 Years	Number of Funds in Fund Complex Overseen By Trustee	Other Directorships Held by Trustee
Jerry D. Choate (70) 33971 Selva Road Suite 130 Dana Point, CA 92629	Trustee	Trustee since 2006	Prior to January 1999, Chairman and Chief Executive Officer of the Allstate Corporation (“Allstate”) and Allstate Insurance Company. Prior to January 1995, President and Chief Executive Officer of Allstate. Prior to August 1994, various management positions at Allstate.	89	Trustee/Director/Managing General Partner of funds in the Fund Complex. Director of Amgen Inc., a biotechnological company, and Valero Energy Corporation, an independent refining company.
Rod Dammeyer (68) CAC, LLC 4350 La Jolla Village Drive Suite 685 San Diego, CA 92122-1249	Trustee	Trustee since 1998	President of CAC, L.L.C., a private company offering capital investment and management advisory services.	89	Trustee/Director/Managing General Partner of funds in the Fund Complex. Director of Quidel Corporation, Stericycle, Inc. Prior to May 2008, Trustee of The Scripps Research Institute. Prior to February 2008, Director of Ventana Medical Systems, Inc. Prior to April 2007, Director of GATX Corporation. Prior to April 2004, Director of TheraSense, Inc. Prior to January 2004, Director of TeleTech Holdings Inc. and Arris Group, Inc.

## Van Kampen Senior Income Trust

### Trustee and Officer Information *continued*

Name, Age and Address of Independent Trustee	Position(s) Held with each Trust	Term of Office and Length of Time Served	Principal Occupation(s) During Past 5 Years	Number of Funds in Fund Complex Overseen By Trustee	Other Directorships Held by Trustee
Linda Hutton Heagy† (61) 4939 South Greenwood Chicago, IL 60615	Trustee	Trustee since 2006	Prior to February 2008, Managing Partner of Heidrick & Struggles, an international executive search firm. Prior to 1997, Partner of Ray & Berndtson, Inc., an executive recruiting firm. Prior to 1995, Executive Vice President of ABN AMRO, N.A., a bank holding company. Prior to 1990, Executive Vice President of The Exchange National Bank.	89	Trustee/Director/Managing General Partner of funds in the Fund Complex. Trustee on the University of Chicago Medical Center Board, Vice Chair of the Board of the YMCA of Metropolitan Chicago and a member of the Women's Board of the University of Chicago.
R. Craig Kennedy (57) 1744 R Street, NW Washington, DC 20009	Trustee	Trustee since 2006	Director and President of the German Marshall Fund of the United States, an independent U.S. foundation created to deepen understanding, promote collaboration and stimulate exchanges of practical experience between Americans and Europeans. Formerly, advisor to the Dennis Trading Group Inc., a managed futures and option company that invests money for individuals and institutions. Prior to 1992, President and Chief Executive Officer, Director and member of the Investment Committee of the Joyce Foundation, a private foundation.	89	Trustee/Director/Managing General Partner of funds in the Fund Complex. Director of First Solar, Inc.
Howard J Kerr (73) 14 Huron Trace Galena, IL 61036	Trustee	Trustee since 1998	Prior to 1998, President and Chief Executive Officer of Pocklington Corporation, Inc., an investment holding company.	89	Trustee/Director/Managing General Partner of funds in the Fund Complex. Director of the Lake Forest Bank & Trust. Director of the Marrow Foundation.

## Van Kampen Senior Income Trust

### Trustee and Officer Information *continued*

Name, Age and Address of Independent Trustee	Position(s) Held with each Trust	Term of Office and Length of Time Served	Principal Occupation(s) During Past 5 Years	Number of Funds in Fund Complex Overseen By Trustee	Other Directorships Held by Trustee
Jack E. Nelson (73) 423 Country Club Drive Winter Park, FL 32789	Trustee	Trustee since 2006	President of Nelson Investment Planning Services, Inc., a financial planning company and registered investment adviser in the State of Florida. President of Nelson Invest Brokerage Services Inc., a member of the Financial Industry Regulatory Authority ("FINRA"), Securities Investors Protection Corp. and the Municipal Securities Rulemaking Board. President of Nelson Sales and Services Corporation, a marketing and services company to support affiliated companies.	89	Trustee/Director/Managing General Partner of funds in the Fund Complex.
Hugo F. Sonnenschein (68) 1126 E. 59th Street Chicago, IL 60637	Trustee	Trustee since 1998	President Emeritus and Honorary Trustee of the University of Chicago and the Adam Smith Distinguished Service Professor in the Department of Economics at the University of Chicago. Prior to July 2000, President of the University of Chicago.	89	Trustee/Director/Managing General Partner of funds in the Fund Complex. Trustee of the University of Rochester and a member of its investment committee. Member of the National Academy of Sciences, the American Philosophical Society and a fellow of the American Academy of Arts and Sciences.

## Van Kampen Senior Income Trust

### Trustee and Officer Information *continued*

Name, Age and Address of Independent Trustee	Position(s) Held with each Trust	Term of Office and Length of Time Served	Principal Occupation(s) During Past 5 Years	Number of Funds in Fund Complex Overseen By Trustee	Other Directorships Held by Trustee
Suzanne H. Woolsey, Ph.D. (67) 815 Cumberstone Road Harwood, MD 20776	Trustee	Trustee since 2006	Chief Communications Officer of the National Academy of Sciences/National Research Council, an independent, federally chartered policy institution, from 2001 to November 2003 and Chief Operating Officer from 1993 to 2001. Prior to 1993, Executive Director of the Commission on Behavioral and Social Sciences and Education at the National Academy of Sciences/National Research Council. From 1980 through 1989, Partner of Coopers & Lybrand.	89	Trustee/Director/Managing General Partner of funds in the Fund Complex. Trustee of Changing World Technologies, Inc., an energy manufacturing company, since July 2008. Director of Fluor Corp., an engineering, procurement and construction organization, since January 2004. Director of Intelligent Medical Devices, Inc., a symptom based diagnostic tool for physicians and clinical labs. Director of the Institute for Defense Analyses, a federally funded research and development center, Director of the German Marshall Fund of the United States, Director of the Rocky Mountain Institute and Trustee of California Institute of Technology and the Colorado College.

## Van Kampen Senior Income Trust

Trustee and Officer Information *continued*

### Interested Trustee:\*

Name, Age and Address of Interested Trustee	Position(s) Held with each Trust	Term of Office and Length of Time Served	Principal Occupation(s) During Past 5 Years	Number of Funds in Fund Complex Overseen By Trustee	Other Directorships Held by Trustee
Wayne W. Whalen* (69) 333 West Wacker Drive Chicago, IL 60606	Trustee	Trustee since 1998	Partner in the law firm of Skadden, Arps, Slate, Meagher & Flom LLP, legal counsel to funds in the Fund Complex.	89	Trustee/Director/Managing General Partner of funds in the Fund Complex. Director of the Abraham Lincoln Presidential Library Foundation.

† As indicated above, prior to February 2008, Ms. Heagy was an employee of Heidrick and Struggles, an international executive search firm ("Heidrick"). Heidrick has been (and may continue to be) engaged by Morgan Stanley from time to time to perform executive searches. Such searches have been done by professionals at Heidrick without any involvement by Ms. Heagy. Ethical wall procedures exist to ensure that Ms. Heagy will not have any involvement with any searches performed by Heidrick for Morgan Stanley. Ms. Heagy does not receive any compensation, directly or indirectly, for searches performed by Heidrick for Morgan Stanley.

\* Mr. Whalen is an "interested person" (within the meaning of Section 2(a)(19) of the 1940 Act) of certain funds in the Fund Complex by reason of he and his firm currently providing legal services as legal counsel to such funds in the Fund Complex.

## Van Kampen Senior Income Trust

### Trustee and Officer Information *continued*

#### Officers:

Name, Age and Address of Officer	Position(s) Held with each Trust	Term of Office and Length of Time Served	Principal Occupation(s) During Past 5 Years
Edward C. Wood III (53) 1 Parkview Plaza – Suite 100 Oakbrook Terrace, IL 60181	President and Principal Executive Officer	Officer since 2008	President and Principal Executive Officer of funds in the Fund Complex since November 2008. Managing Director of Van Kampen Investments Inc., the Adviser, the Distributor, Van Kampen Advisors Inc. and Van Kampen Exchange Corp. since December 2003. Chief Administrative Officer of the Adviser, Van Kampen Advisors Inc. and Van Kampen Exchange Corp. since December 2002. Chief Operating Officer of the Distributor since December 2002. Director of Van Kampen Advisors Inc., the Distributor and Van Kampen Exchange Corp. since March 2004. Director of the Adviser since August 2008. Director of Van Kampen Investments Inc. and Van Kampen Investor Services Inc. since June 2008. Previously, Director of the Adviser and Van Kampen Investments Inc. from March 2004 to January 2005 and Chief Administrative Officer of Van Kampen Investments Inc. from 2002 to 2009.
Kevin Klingert (46) 522 Fifth Avenue New York, NY 10036	Vice President	Officer since 2008	Vice President of funds in the Fund Complex since May 2008. Global Head, Chief Operating Officer and acting Chief Investment Officer of the Fixed Income Group of Morgan Stanley Investment Management Inc. since April 2008. Head of Global Liquidity Portfolio Management and co-Head of Liquidity Credit Research of Morgan Stanley Investment Management since December 2007. Managing Director of Morgan Stanley Investment Management Inc. from December 2007 to March 2008. Previously, Managing Director on the Management Committee and head of Municipal Portfolio Management and Liquidity at BlackRock from October 1991 to January 2007.
Stefanie V. Chang Yu (42) 522 Fifth Avenue New York, NY 10036	Vice President and Secretary	Officer since 2003	Managing Director of Morgan Stanley Investment Management Inc. Vice President and Secretary of funds in the Fund Complex.
John L. Sullivan (53) 1 Parkview Plaza – Suite 100 Oakbrook Terrace, IL 60181	Chief Compliance Officer	Officer since 1998	Chief Compliance Officer of funds in the Fund Complex since August 2004. Prior to August 2004, Director and Managing Director of Van Kampen Investments, the Adviser, Van Kampen Advisors Inc. and certain other subsidiaries of Van Kampen Investments, Vice President, Chief Financial Officer and Treasurer of funds in the Fund Complex and head of Fund Accounting for Morgan Stanley Investment Management Inc. Prior to December 2002, Executive Director of Van Kampen Investments, the Adviser and Van Kampen Advisors Inc.

## Van Kampen Senior Income Trust

### Trustee and Officer Information *continued*

Name, Age and Address of Officer	Position(s) Held with each Trust	Term of Office and Length of Time Served	Principal Occupation(s) During Past 5 Years
Stuart N. Schuldt (47) 1 Parkview Plaza – Suite 100 Oakbrook Terrace, IL 60181	Chief Financial Officer and Treasurer	Officer since 2007	Executive Director of Morgan Stanley Investment Management Inc. since June 2007. Chief Financial Officer and Treasurer of funds in the Fund Complex since June 2007. Prior to June 2007, Senior Vice President of Northern Trust Company, Treasurer and Principal Financial Officer for Northern Trust U.S. mutual fund complex.

In accordance with Section 303A. 12(a) of the New York Stock Exchange Listed Company Manual, the Trust's Chief Executive Officer has certified to the New York Stock Exchange that, as of July 1, 2009, he was not aware of any violation by the Trust of NYSE corporate governance listing standards.

The certifications by the Trust's principal executive officer and principal financial officer required by Rule 30a-2 under the 1940 Act were filed with the Trust's report to the SEC on Form N-CSR and are available on the Securities and Exchange Commission's web site at <http://www.sec.gov>.

# Van Kampen Senior Income Trust

## An Important Notice Concerning Our U.S. Privacy Policy

We are required by federal law to provide you with a copy of our privacy policy ("Policy") annually.

This Policy applies to current and former individual clients of certain Van Kampen closed-end funds and related companies.

This Policy is not applicable to partnerships, corporations, trusts or other non-individual clients or account holders, nor is this Policy applicable to individuals who are either beneficiaries of a trust for which we serve as trustee or participants in an employee benefit plan administered or advised by us. This Policy is, however, applicable to individuals who select us to be a custodian of securities or assets in individual retirement accounts, 401(k) accounts, 529 Educational Savings Accounts, accounts subject to the Uniform Gifts to Minors Act, or similar accounts. We may amend this Policy at any time, and will inform you of any changes to this Policy as required by law.

### **We Respect Your Privacy**

We appreciate that you have provided us with your personal financial information and understand your concerns about safeguarding such information. We strive to maintain the privacy of such information while we help you achieve your financial objectives. This Policy describes what nonpublic personal information we collect about you, how we collect it, when we may share it with others, and how others may use it. It discusses the steps you may take to limit our sharing of information about you with affiliated Van Kampen companies ("affiliated companies"). It also discloses how you may limit our affiliates' use of shared information for marketing purposes. Throughout this Policy, we refer to the nonpublic information that personally identifies you or your accounts as "personal information."

#### **1. What Personal Information Do We Collect About You?**

To better serve you and manage our business, it is important that we collect and maintain accurate information about you. We obtain this information from applications and other forms you submit to us, from your dealings with us, from consumer reporting agencies, from our websites and from third parties and other sources. For example:

- We collect information such as your name, address, e-mail address, telephone/fax numbers, assets, income and investment objectives through application forms you submit to us.

*(continued on next page)*

# Van Kampen Senior Income Trust

## An Important Notice Concerning Our U.S. Privacy Policy *continued*

- We may obtain information about account balances, your use of account(s) and the types of products and services you prefer to receive from us through your dealings and transactions with us and other sources.
- We may obtain information about your creditworthiness and credit history from consumer reporting agencies.
- We may collect background information from and through third-party vendors to verify representations you have made and to comply with various regulatory requirements.
- If you interact with us through our public and private Web sites, we may collect information that you provide directly through online communications (such as an e-mail address). We may also collect information about your Internet service provider, your domain name, your computer's operating system and Web browser, your use of our Web sites and your product and service preferences, through the use of "cookies." "Cookies" recognize your computer each time you return to one of our sites, and help to improve our sites' content and personalize your experience on our sites by, for example, suggesting offerings that may interest you. Please consult the Terms of Use of these sites for more details on our use of cookies.

### **2. When Do We Disclose Personal Information We Collect About You?**

To provide you with the products and services you request, to better serve you, to manage our business and as otherwise required or permitted by law, we may disclose personal information we collect about you to other affiliated companies and to nonaffiliated third parties.

***a. Information We Disclose to Our Affiliated Companies.*** In order to manage your account(s) effectively, including servicing and processing your transactions, to let you know about products and services offered by us and affiliated companies, to manage our business, and as otherwise required or permitted by law, we may disclose personal information about you to other affiliated companies. Offers for products and services from affiliated companies are developed under conditions designed to safeguard your personal information.

***b. Information We Disclose to Third Parties.*** We do not disclose personal information that we collect about you to nonaffiliated third parties except to enable them to provide marketing services on our behalf, to perform joint marketing agreements with other financial institutions, and as otherwise required or permitted by law. For example, some instances where we may disclose information about you to third

*(continued on next page)*

# Van Kampen Senior Income Trust

## An Important Notice Concerning Our U.S. Privacy Policy *continued*

parties include: for servicing and processing transactions, to offer our own products and services, to protect against fraud, for institutional risk control, to respond to judicial process or to perform services on our behalf. When we share personal information with a nonaffiliated third party, they are required to limit their use of personal information about you to the particular purpose for which it was shared and they are not allowed to share personal information about you with others except to fulfill that limited purpose or as may be required by law.

### **3. How Do We Protect The Security and Confidentiality Of Personal Information We Collect About You?**

We maintain physical, electronic and procedural security measures to help safeguard the personal information we collect about you. We have internal policies governing the proper handling of client information. Third parties that provide support or marketing services on our behalf may also receive personal information about you, and we require them to adhere to confidentiality standards with respect to such information.

### **4. How Can You Limit Our Sharing Of Certain Personal Information About You With Our Affiliated Companies For Eligibility Determination?**

We respect your privacy and offer you choices as to whether we share with our affiliated companies personal information that was collected to determine your eligibility for products and services such as credit reports and other information that you have provided to us or that we may obtain from third parties ("eligibility information"). Please note that, even if you direct us not to share certain eligibility information with our affiliated companies, we may still share your personal information, including eligibility information, with those companies under circumstances that are permitted under applicable law, such as to process transactions or to service your account. We may also share certain other types of personal information with affiliated companies—such as your name, address, telephone number, e-mail address and account number(s), and information about your transactions and experiences with us.

### **5. How Can You Limit the Use of Certain Personal Information About You by our Affiliated Companies for Marketing?**

You may limit our affiliated companies from using certain personal information about you that we may share with them for marketing their products or services to you. This information includes our transactions and other experiences with you such as your

*(continued on next page)*

# Van Kampen Senior Income Trust

## An Important Notice Concerning Our U.S. Privacy Policy *continued*

assets and account history. Please note that, even if you choose to limit our affiliated companies from using certain personal information about you that we may share with them for marketing their products and services to you, we may still share such personal information about you with them, including our transactions and experiences with you, for other purposes as permitted under applicable law.

### **6. How Can You Send Us an Opt-Out Instruction?**

If you wish to limit our sharing of certain personal information about you with our affiliated companies for "eligibility purposes" and for our affiliated companies' use in marketing products and services to you as described in this notice, you may do so by:

- Calling us at (800) 341-2929  
Monday-Friday between 9 a.m. and 6 p.m. (EST)
- Writing to us at the following address:  
Van Kampen Closed-End Privacy Department  
Harborside Financial Center, Plaza Two, 3rd Floor  
Jersey City, NJ 07311

If you choose to write to us, your written request should include: your name, address, telephone number and account number(s) to which the opt-out applies and should not be sent with any other correspondence. In order to process your request, we require that the request be provided by you directly and not through a third party. Once you have informed us about your privacy preferences, your opt-out preference will remain in effect with respect to this Policy (as it may be amended) until you notify us otherwise. If you are a joint account owner, we will accept instructions from any one of you and apply those instructions to the entire account. Please allow approximately 30 days from our receipt of your opt-out for your instructions to become effective.

Please understand that if you opt-out, you and any joint account holders may not receive certain Van Kampen or our affiliated companies' products and services that could help you manage your financial resources and achieve your investment objectives.

If you have more than one account with us or our affiliates, you may receive multiple privacy policies from us, and would need to follow the directions stated in each particular policy for each account you have with us.

*(continued on next page)*

# Van Kampen Senior Income Trust

## An Important Notice Concerning Our U.S. Privacy Policy *continued*

### SPECIAL NOTICE TO RESIDENTS OF VERMONT

This section supplements our Policy with respect to our individual clients who have a Vermont address and supersedes anything to the contrary in the above Policy with respect to those clients only.

The State of Vermont requires financial institutions to obtain your consent prior to sharing personal information that they collect about you with affiliated companies and nonaffiliated third parties other than in certain limited circumstances. Except as permitted by law, we will not share personal information we collect about you with nonaffiliated third parties or other affiliated companies unless you provide us with your written consent to share such information ("opt-in").

If you wish to receive offers for investment products and services offered by or through other affiliated companies, please notify us in writing at the following address:

Van Kampen Closed-End Privacy Department  
Harborside Financial Center, Plaza Two, 3rd Floor  
Jersey City, NJ 07311

Your authorization should include: your name, address, telephone number and account number(s) to which the opt-in applies and should not be sent with any other correspondence. In order to process your authorization, we require that the authorization be provided by you directly and not through a third-party.



Van Kampen Funds Inc.  
522 Fifth Avenue  
New York, New York 10036  
[www.vankampen.com](http://www.vankampen.com)

Copyright ©2009 Van Kampen Funds Inc.  
All rights reserved. Member FINRA/SIPC

VVRANN 09/09  
IU09-04011P-Y07/09

---

## Supplemental Information

In October 2009, Invesco entered into an agreement to acquire Morgan Stanley's retail asset management business, operating under both the Van Kampen and Morgan Stanley brands, including the Van Kampen intermediary, separately managed account and unit trust businesses. For Van Kampen, this includes substantially all open and closed-end mutual funds, unit trusts, retail separately managed accounts and certain subadvisory and insurance trust products.

Therefore, on the close of the transaction on or about June 1, 2010, Van Kampen Funds Inc. will become a wholly owned, indirect subsidiary of Invesco Ltd. Van Kampen unit investment trusts will be distributed by the sponsor, Van Kampen Funds Inc., and broker dealers including Invesco Distributors, Inc., also a wholly owned, indirect subsidiary of Invesco Ltd.

